



10-Needle Embroidery
Machine PR1050X

more to
eXpl^ore

eXperience

the difference 10 makes

The Most Innovative 10-Needle Home and Small Business Embroidery Machine

Introducing a product so revolutionary that it could only come from one company. A company that embraces embroidery enthusiasts and entrepreneurs. Those looking for a highly powerful and efficient 10-needle embroidery machine but with the ease of use and reliability that only Brother can provide.

Meet the brand new Entrepreneur Pro X PR1050X. The PR1050X comes equipped with some of the most powerful design and editing capabilities ever built into a multi-needle embroidery machine. Just when you think you've reached the limits of creative freedom, look again – the Pro X PR1050...eXplore the possibilities.





10 8 6 5

10 9 8 7 6 5

10 9 8 7 6 5 4 3 2

Entrepreneur Pro X
PR1050X

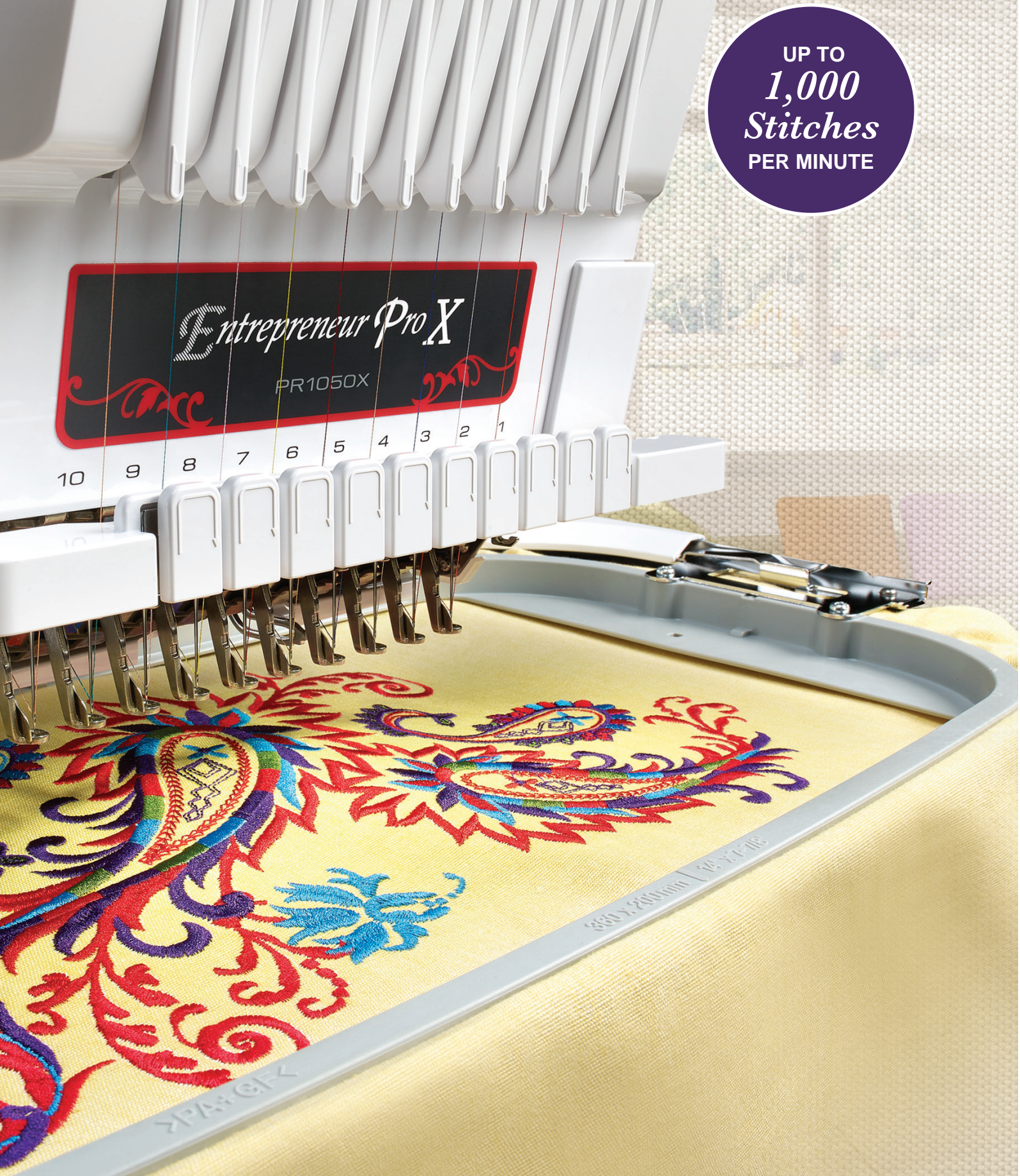
10 9 8 7 6 5 4 3

Some of our new and enhanced features include:

- *10 Needle Embroidery*
- ***INDUSTRY FIRST** InnovEye® 2 Technology Camera-Like Feature, now for Cap and Cylinder Frames*
- ***INDUSTRY FIRST** High-Speed Background Scanning - 5x Faster*
- ***NEW** Virtual Design Preview™*
- ***INDUSTRY FIRST** 10.1" Built-in High Definition LCD Display*
- ***NEW** On-Screen Letter Editing*
- ***NEW** Included BES®4 Dream Edition Lettering and Monogramming Software with Wireless Upgrade*
- ***INDUSTRY FIRST** My Design Center*
- ***INDUSTRY FIRST** ScanImation™ Scanning Frame*
- ***NEW** Zoom up to 800% in My Design Center*
- *22 Built-in Tutorial Videos*
- *Large 14" x 8" Embroidery Area*
- *10-Needle Auto Threading*
- ***INDUSTRY FIRST** InnovaChrome™ LED Thread Colour & Monitoring System*
- ***NEW** Colour Sort Feature*
- ***INDUSTRY FIRST** Color Shuffling™ 2 Function*
- ***NEW** Easy Appliqué Feature with Multiple Appliqués in One Hoop*
- *On-Screen Auto Density Adjustment*
- ***NEW** Brightest Work Area*
- *Up to 20% Quieter*
- *Easy Oil Maintenance*
- *699 Built-in Designs, Including New Steampunk and Gothic Designs*
- *1,000 Stitches Per Minute*
- *Super-Fast Design Rendering*
- *Optional Cap Frame and Cylinder Arm*

eXtraordinary 10-needle embroidery & versatility

UP TO
1,000
Stitches
PER MINUTE





*No More Tangles!
Be More Productive!*


The Power of 10 Needles

Finish beautiful multi-colour creations faster than ever before with the PR1050X. Impressive 10-color, 50,000 stitch-count designs can be completed up to 12% faster than a 6-needle machine, and up to 30% faster than a single-needle machine.

With the PR1050X, you can push your creativity to the next level.



Auto Needle Threading

Makes threading simple! As the only multi-needle machine with a built-in automatic needle threading system, you'll thread each needle in seconds – with just the touch of a button!



NEW! Customisable Settings

Each needle offers customisable settings for speed, color lock and now the disengagement of the needle threader – useful when using a thin needle.



Visual Status System

BROTHER EXCLUSIVE! Eyelet Threading System

The PR1050X promises virtually perfect thread tension every time.

- Maintains consistent tension on all 10 threads – even as the needle bar moves
- Virtually eliminates thread tangling
- Requires no tools – follow a simple, numbered path

**INDUSTRY
FIRST**


InnovaChrome™ LED Thread Colour and Monitoring System

Underneath each of the 10 thread spools is a full-color LED light which mimics the color of the thread that belongs on the spool for each design, eliminating guesswork!

Our revolutionary visual status system also indicates when a thread color change is needed, what the next color is, as well as thread breakages and alerts.

eXceptional *views on the LCD display*

Large Built-in 10.1" HD LCD Display



**INDUSTRY
FIRST**

22 Built-in Tutorial Videos



High Definition tutorials make learning easy! View 22 tutorial videos directly on the high-definition LCD display, or stream your own creations using the industry standard MP4 format.

Intuitive User Interface



Larger, more defined crystal clear icons, colour navigation, scrolling menu and the ability to view your design properties in preview mode. Select from 3 thumbnail sizes –small, medium or large.

Adjustment and Zoom Features



View your creations in crisp, vivid color and watch them become larger than life with the new zoom function of up to 800% within My Design Center, and up to 200% in other modes. Now you can easily adjust your design by rotating in 0.1 degree increments.



**16.7+
MILLION
COLORS**

10.1"

**ENTREPRENEUR®
PRO X
PR1050X**

8.5"

**ENTREPRENEUR®
PRO
PR1000E**

45% Larger
Than Previous Multi-Needle Displays

eXperience

new and enhanced features

ENHANCED! Runway® Lighting

Shine brilliant light on your designs with our brightest work area ever! The PR1050X casts pure, full-spectrum lighting onto your workspace with 5 built-in LED lights.

- Customize the light with any of the 5 settings
- Shadows are practically eliminated, helping to ensure precision and complete accuracy

NEW! Easy Oil Maintenance

Oiling your machine has never been easier! Simply press the oil button on-screen to set the hook angle at the best position for oiling.

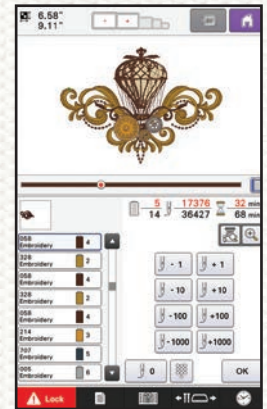
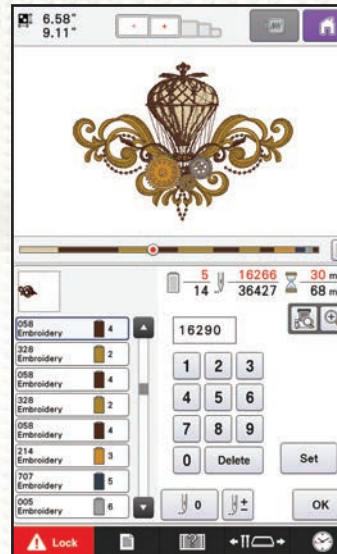


*5 Built-in
LED
Lights*

NEW! Up to 20% Quieter

Our newest multi-needle machine is engineered to be up to 20% quieter than prior models!



eXceptional *design and*



NEW! Color Sort

When combining designs, you can be even more efficient by having the machine sort the stitch order by color. Reduces color changes and needle bar movement to minimize embroidery time.

NEW! Color Shuffling™ 2 Function for Even More Color Possibilities

Use the pin function in Random and Gradient modes to ensure your favorite colors are included in your shuffle.

NEW! Smart Stitch Management

Wondering how long a certain color will take? Check at the progress bar to see its status. The tab indicator indicates the stitching sequence, or key in the stitch number to go forward or backward by any number of stitches.

On-Screen Auto Density Adjustment of Original Design

When enlarging designs, the stitch count is automatically recalculated to 100%, so your resized design will look just like the original.

editing capabilities at your fingertips



NEW! On-Screen Letter Editing

Input multiple lines of lettering and then go back and edit many different ways – insert elements, divide letters, words or phrases, combine selected words, change the font style and size of individual letters or a whole line of text.

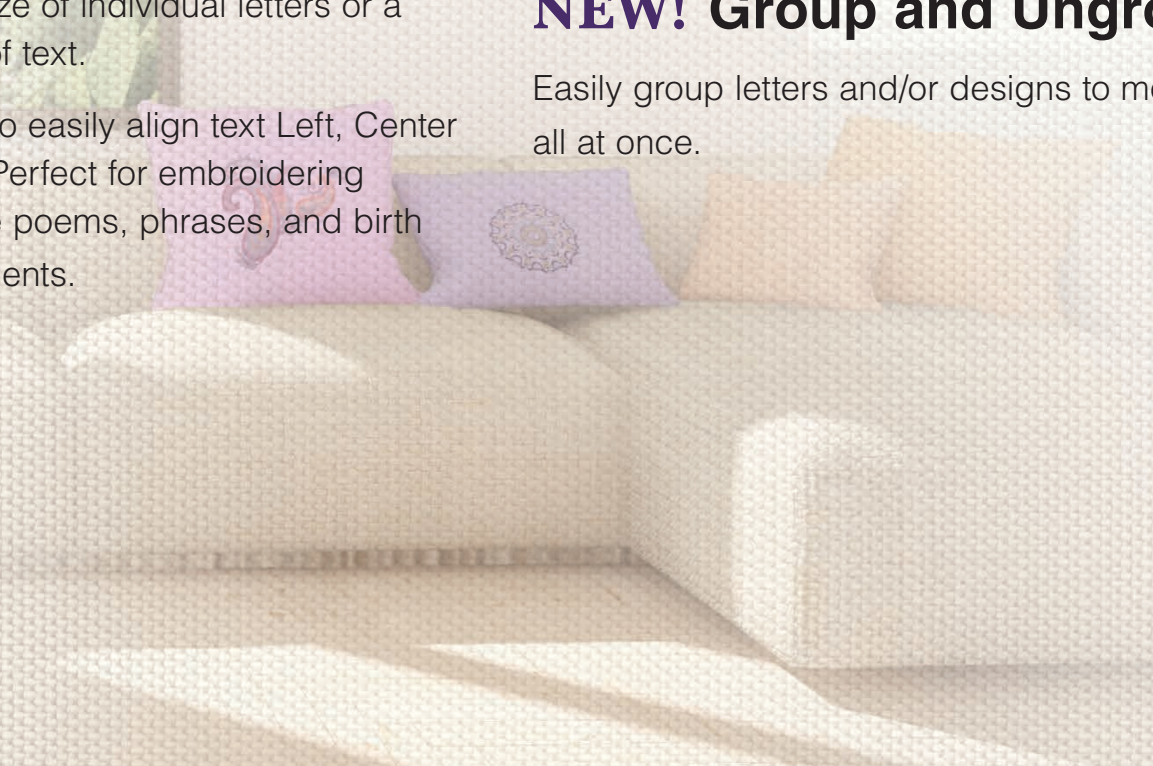
You can also easily align text Left, Center and Right. Perfect for embroidering multiple line poems, phrases, and birth announcements.

NEW! Easy Appliqué Feature

Instant pattern outline for easily creating appliqué. Now you can create multiple appliqués in one hoop!

NEW! Group and Ungroup

Easily group letters and/or designs to move all at once.



**INDUSTRY
FIRST**

eXact *design positioning with*

It's Like Having a Built-in Camera – Now with High-Speed Background Scanning!

Perfectly place your design exactly where you want it every time. Just scan your fabric or garment, preview your design on screen, and you're ready to embroider.

**InnovEye® 2
Technology now
works with the
optional Cap Frame
and Cylinder
Frame!**

Virtual Design Preview™ - No Scanning Needed!

Get a real-time camera view of the needle area and see your embroidery design superimposed on your fabric – no scanning needed! Three useful options for positioning while zoomed in – Align, Rotate and Move.

**INDUSTRY
FIRST**

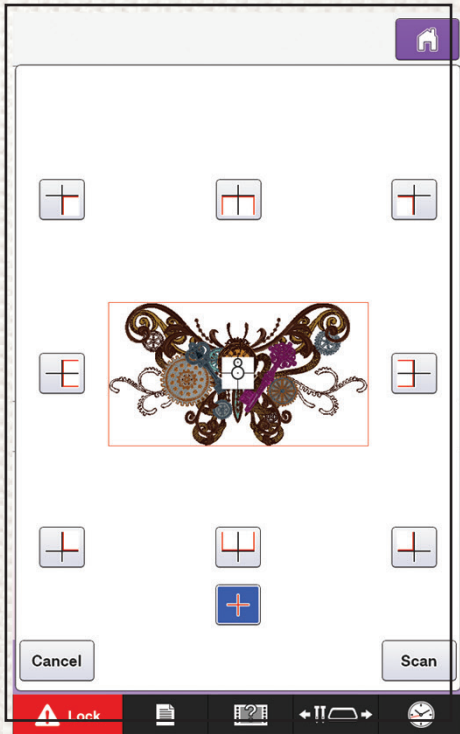


**UP TO
5x
SCANNING SPEED
THAN PREVIOUS MODELS**

**UP TO
3x
RESOLUTION
THAN PREVIOUS MODELS**

**Seeing is believing
with Virtual
Design Preview™**

enhanced InnovEye® 2 Technology



**INDUSTRY
FIRST**

Enhanced Snowman® Embroidery Positioning Marker

Our beloved Snowman® Embroidery Positioning Marker offers 9 options for alignment of embroidery designs. Pair with the InnovEye® 2 Technology to automatically position the design for precise embroidery placement.

**INDUSTRY
FIRST**

Embroidery Design Connection by InnovEye® 2 Technology

Thanks to the InnovEye® 2 Technology, embroidery design connection is easy and more precise. Combined with the Snowman® Embroidery Positioning Marker, you can reposition your design many times in many directions. Perfect for aligning designs for borders and quilt blocks.



eXplore *your inner artist with My*

**INDUSTRY
FIRST**

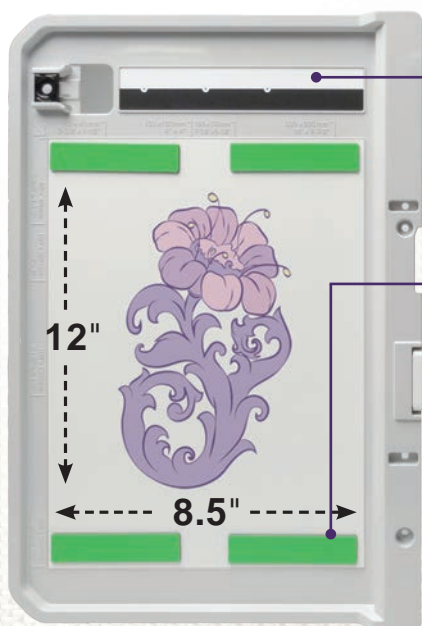
Make Your Projects As Unique As You

My Design Center integrates with our industry-first InnovEye®2 Technology to offer new design capabilities at your fingertips, all without a PC. Draw or doodle directly on the LCD display and watch it spring to life in the large drawing area. Or, use the industry-first scanning frame to scan line art, handwriting or printed clip art and have it transformed into embroidery data. Easily add stippling or fill patterns to your embroidery designs and quilt blocks. There are so many ways to create custom personal works of art!

**INDUSTRY
FIRST**

ScanImation™ Scanning Frame and Technology

The industry's first scanning frame that works on a multi-needle machine. Using InnovEye® 2 Technology and our state-of-the-art ScanImation™ Scanning Frame, you can scan drawings and printed clip-art directly into My Design Center.



ScanImation™ Scanning Frame

White balance calibration bar ensures accurate colour every time

Extra strong magnets keep your art in place

*Includes
Cradle
TO STORE
SPACER*

1



Draw Directly on the LCD

Use the included stylus to draw directly on the LCD display and see your designs or handwriting instantly spring to life on the large drawing area.



Design Center



Draw it



Scan it



Convert it



Embroider it

Line Art Scan and Embroider

Use the industry-first InnovEye® 2 Technology to scan handwriting or line art on the industry-first Scanlination™ Scanning Frame, and then watch as they are transformed into unique embroidery designs.

You can use your own line art drawing or take line art from a magazine and auto convert to stitch data.

- 1 Scan it
- 2 Convert it
- 3 Embroider it




eXceed your expectations with exciting My Design Center

**INDUSTRY
FIRST**

Illustration Scan & Embroider

Use the industry-first InnovEye® 2 Technology to scan an image or illustration on the industry-first Scanlination™ Scanning Frame. Or, import a JPEG using the USB port, and watch in amazement as the image is turned into stitch data using just the machine.

- 1 Scan it
- 2 Convert it
- 3 Embroider it



Import your illustration or clip art via the Scanning Frame or USB port. (USB stick not included)



My Design Center automatically converts the file into embroidery data. Size and angle information is displayed.

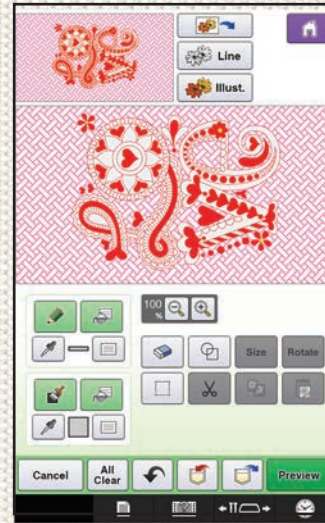
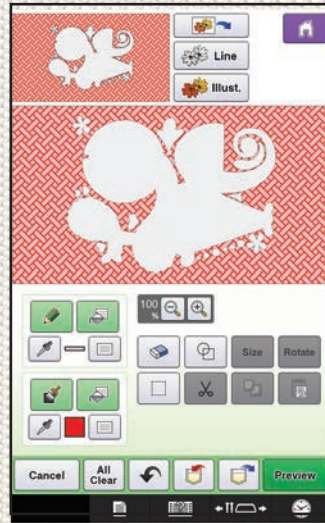



1

2

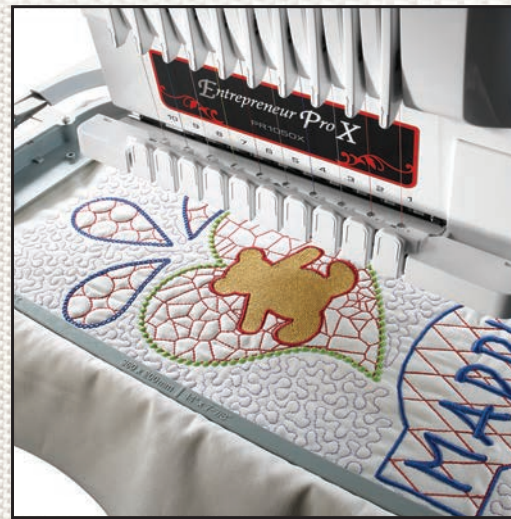
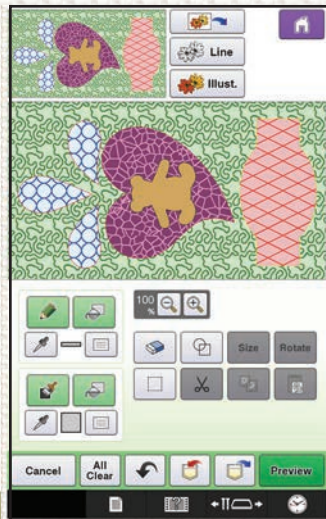
3

features



NEW! Outline Recognition for Stipple & Fill Patterns

Accurately stipple anywhere on any project. Add stippling or fill to any embroidery design, whether built-in or imported. Import your saved outline, choose from 10 new built-in decorative fill patterns or stipple stitch and the machine does the rest. The enhanced preview mode allows you to see both the scanned design and selected stippling or fill pattern before you begin to stitch.



NEW! Inside & Outside Auto Stipple & Fill Pattern

Use the built-in library of shapes to add interesting detail to any project. You can combine shapes and apply inside or outside stippling. Choose from decorative fill patterns with separate stitch settings to create unique designs. Includes 60 closed shapes, 30 open shapes, and 5 line options – Satin, Single Straight, Triple Straight, Candlewick and Diamond.

Custom Draw Stipple

Use the industry-first ScanImation™ Scanning Frame or draw directly on the LCD display to create your own unique patterns. Now you can get the look of complicated freehand stippling without the use of software or stitch regulation!

NEW! Trapunto-Like Embroidery

Easily create Trapunto-like projects using the new save outline feature where the last 6 outlines are saved.




eXpand *your creativity with*



NEW! Compact Frame Kit (PRHCK1)

Originally created for Persona, our new generation of unique embroidery frames are now available for PR1050X. These frames make it easy to add touches of embroidery to small items, like children's garments and pockets. Four compact frame sizes, ranging in size from 1.25" x 1.75" to 2" x 2".



NEW! Clamp Frame M (PRCLPM1)

- Easiest framing – click and snap
- Strong holding power, with no hoop burn
- Ideal for personalizing totes
- Embroidery size: 100mm x 100mm (4" x 4")



Cap Frame Kit (PRCF3) Wide Cap Frame Kit (PRPCF1)

- Embroider caps effortlessly with our cap frame and driver sets
- Embroidery size: 130mm x 60mm (5" x 2.4") and 360mm x 60mm (14" x 2.4")



Sleeve Frame (PRHSL200)

- Not only for jacket sleeves and trousers, but for kid's clothes too!
- Embroidery size: 70mm x 200mm (3" x 8")

these optional accessories



Over 100 eXciting features

GENERAL FEATURES

- 10-needle free arm embroidery
- 10-needle automatic threading
- 10-thread Eyelet Threading System
- Runway® Lighting
- 5 built-in LED lights with 5 adjustable settings
- Compact LED light covers
- InnovEye® 2 Technology
- Up to 5x scanning speed than previous models
- Up to 3x clearer camera resolution than previous models
- Easy access to bobbin
- Professional vertical rotary hook
- Easy oiling maintenance button
- Optimized upper shaft track
- Refined lower shaft design
- Multi-voltage capability
- Up to 20% quieter than previous models

MY DESIGN CENTER

- Draw directly on the large LCD display to create embroidery
- ScanImation™ Scanning Frame
- Line art scan and embroidery
- Drawing or JPEG scan and embroidery
- 60 closed shapes
- 30 open shapes
- 10 decorative fill patterns
- 5 line styles
- Scan and stipple/decorative fills
- Trapunto-like effects
- Recognize embroidery outline from embroidery mode & save up to 6 shapes
- Combine creations with pre-digitized and built-in designs and fonts
- Stitch setting attributes
- Customize lines and regions individually
- Object size and degree information displayed
- See scan image and stipple/decorative fill in preview mode
- Up to 800% zoom in edit window

EMBROIDERY FEATURES

- InnovaChrome™ LED Thread Color and Monitoring System
- Large 14" x 8" embroidery area
- Embroider up to 1,000 stitches per minute
- 699 total built-in embroidery designs
- 8 monograms
- 140 frame pattern combinations
- 37 built-in fonts: 31 Alphabets, 1 Super Small Font, 2 Cyrillic, 3 Japanese
- Manual thread tension
- Thread sensors for upper and lower threads
- Short stitch deletion setting
- Thread tail length setting
- Thread wiper
- Jump stitch thread trimming
- Thread trim setting key
- Automatic thread cutter
- Curving text
- Space reduction among embroidery alphabets
- Automatic color sorting on border function
- Embroidery background color adjusting feature
- Embroidery frame display
- Embroidery thread palettes

- Built-in alignment function for designs and borders
- Trial position
- Pattern rotation in 0.1, 1, 10, or 90 degree increments
- Embroidery drag and drop
- On-screen handle for resizing and rotation
- Up to 200% zoom in edit window
- Design combination
- Embroidery basting function
- Flip design horizontally
- On-screen auto density adjustment from 60% to 200% of original design
- Color Shuffling® 2 function
- Virtual Design Preview™
- High background camera scanning
- Camera scanning in 2 different modes – Fine / Standard
- InnovEye® 2 Technology and Snowman® Embroidery Positioning Marker for precise positioning
- Snowman® Embroidery Positioning Marker offers nine options for alignment
- Embroidery design connect by InnovEye® 2 Technology
- InnovEye® 2 Technology preview rotation angle guideline
- Insert letter at midpoint of text line
- Input second line of text
- Align Left, Center, Right
- Grouping after line break
- Edit single letter
- Edit full line of text
- Divide line of text
- Combine lines of text
- 3 thumbnail sizes (L-M-S)
- Advanced multiple design selection
- Grouping of letters and designs
- Direct touch button for color change
- Monochrome embroidery for single color embellishment
- Resume function
- Built-in appliqué creator
- Create multiple appliqués in one hoop
- Color Sort feature
- Pause setting
- Easier operation flow
- Bigger start/finish point setting area
- Direct touch button for embroidery order
- Smart Stitch Management indication bar
- Smart Stitch Management – forward/backward up to 1,000 stitches
- Smart Stitch Management – direct key entry
- Caution when pressing the default color button
- Stitch simulator
- Manual color sequence
- Temporary needle bar setting
- Individual needle attribute setting – maximum speed
- Individual needle attribute setting – color anchor
- Individual needle attribute setting – needle threader
- Shortcut button to needle attribute setting
- Automatic frame detection
- Key to move needle bar to needle 6

LCD DISPLAY FEATURES

- Large 10.1" built-in HD LCD display – 45% larger than previous multi-needle displays
- More than 16 million possible colors with no color shifting on LCD
- Embroidery design selection scroll bar for easier navigation
- MPEG4 replay function
- Adjustable display brightness for easy editing
- Realistic preview of selected embroidery patterns
- Faster on-screen design rendering
- Personalized screensaver functionality
- 22 built-in instructional videos

SOFTWARE FEATURES

- SD Card Compatibility
- 2 high-speed 2.0 ports for design transfer
- 1 port for computer connectivity and future upgrades
- Customizable USB mouse pointer functions for an optional mouse
- Optional external USB embroidery card reader
- Easy-to-use screen layout
- Adjustable sound in 5 levels
- Larger internal memory capacity for embroidery and sewing stitches
- 18 built-in languages
- High-power CPU
- Screen lock
- Time and date key
- Eco mode
- Shut-off supporting mode

ACCESSORY FEATURES

- Includes extra-large wide table
- Includes four sizes of embroidery frames: 8" x 14" extra-large, 5" x 7" large, 4" x 4" medium, 1.5" x 2" small
- Accessory case with accessories
- New optional Clamp Frame M – 4" x 4"
- New optional Sleeve Frame – 3" x 8"
- New optional Compact Frame Set – .25" x 1.75", 2" x 2", 1.3" x 3", 3" x 1.3"
- Optional Cap Frame Kit – 5" x 2.4"
- Optional Wide Cap Frame Kit – 14" x 2.4"



1800 000 360
www.echidnasewing.com.au