







brother

Embroidery Design Guide

绣花设计指南

刺繡設計手冊

자수 디자인 안내서



Note

Embroidery time and size of each design in this guide may differ from the information on the machine display. Please use as a reference purpose only.

注释

本指南中每个设计花样的绣花时间及尺寸大小可能与您机器上显示的信息有所不同。本指南仅供参考。

註釋

本手冊上所標示的花樣的刺繡時間及大小會與機器螢幕上顯示的有所不同。本手冊僅為參考用。

참고

자수시간과 사이즈는 자수기에 표시되는 정보와 다를 수 있습니다. 참고용으로 사용하시길 바랍니다.

Refer to the operation manual for detailed instruction.

Also, there are differences in the keys and screens depending on the display language. In this guide, English screens are used for basic explanations.

有关详细说明，请参见使用说明书。

另外，按键和画面会因显示语言略有不同。在本指南中，使用英语画面进行基本说明。


關於詳細指示，請參閱使用說明書。

另外，不同顯示語言的按鍵及畫面會有所差異。在本手冊中，基本說明均以英文畫面為準。

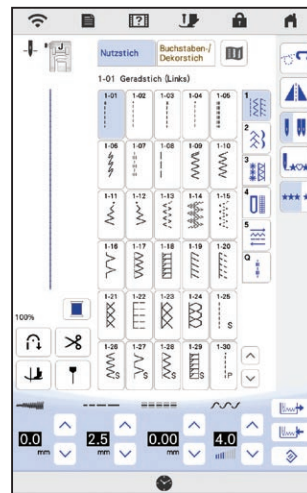
자세한 내용은 작동 설명서를 참조하세요.

또한 표시 언어에 따라 키와 화면이 다릅니다. 이 안내서에서는 영어 화면을 기준으로 설명합니다.

<English display>
<英語畫面>
<英語顯示>
<영어 표시>



<Example: German>
<示例：德语>
<範例：德語>
<예: 독일어>



Copyright, Zündt Design 2019, All rights reserved.
All artwork and designs created by Zündt Design Ltd are copyrighted.
The embroidery data you obtain from zundtdesign.com and Zündt Design Ltd is licensed for customer use only.

Copyright, Zündt Design 2019, All rights reserved.
Zündt Design, Ltd. 創作的所有作品與設計均受版權保護。您從 zundtdesign.com 和 Zündt Design, Ltd. 取得的刺繡資料僅供顧客使用。

Copyright, Zündt Design 2019, All rights reserved.
所有 Zündt Design Ltd 的作品和设计受版权保护。从 zundtdesign.com 和 Zündt Design Ltd 获取的绣花数据仅供客户许可使用。

Copyright, Zündt Design 2019, All rights reserved.
Zündt Design Ltd가 만든 모든 아트웍과 디자인은 저작권법으로 보호됩니다. zundtdesign.com 및 Zündt Design Ltd에서 입수한 자수 데이터는 고객만 사용할 수 있습니다.

Contents

4	Winding the Bobbin
7	Setting the Bobbin
8	Upper Threading
9	Preparing to Embroider
11	Selecting Stitch Patterns
16	Settings
17	Summary of Stitch Patterns
42	Embroidery Pattern Color Change Table
91	Examples of Combinations
96	Font Name Chart

目录

4	梭芯绕线
7	设置梭芯
8	面线穿线
9	准备绣花
11	选择针迹花样
16	设置
17	针迹花样摘要
42	绣花花样换色顺序表
91	花样组合示例
96	字体名称表

目錄

4	梭子繞線
7	安裝梭子
8	穿上線
9	準備刺繡
11	選擇針跡花樣
16	設定
17	刺繡花樣概要
42	刺繡花樣顏色轉換表
91	組合範例
96	字體名稱表

목차

4	실토리 감기
7	실토리 설정
8	윗실 끼우기
9	자수 준비
11	재봉 패턴 선택
16	설정
17	재봉 패턴 요약
42	자수 패턴 색 변경 표
91	조합 예
96	글꼴 이름 차트

Winding the Bobbin 梭子繞線

梭芯繞線 실토리 감기

Follow the numbered steps below in order. Refer to the operation manual for detailed instruction.

遵循下面按顺序编号的步骤。有关详细说明，请参见使用说明书。

依序按下列編號步驟進行。關於詳細指示，請參閱使用說明書。

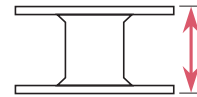
아래 번호 순서를 따르세요. 자세한 내용은 작동 설명서를 참조하세요.

Use only the enclosed bobbin or bobbins of the same type. Bobbin included with the machine is Class 15 type bobbin.

仅使用随机附带的梭芯或者同类型的梭芯。机器附带的是Class 15类型的梭芯。

只能使用隨附的梭子或相同類型的梭子。本機隨附的梭子為 15 級類型的梭子。

동봉된 실토리 또는 같은 종류의 실토리만 사용하세요. 기기에 포함된 실토리는 Class 15 유형 실토리입니다.



11.5 mm (approx. 7/16 inch)

(約 7/16 英寸)

(約 7/16 英寸)

(약 7/16 인치)

✂ Using the Supplemental Spool Pin

You can wind the bobbin during sewing.

✂ 보조 실패꽃이 사용

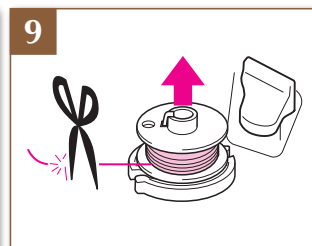
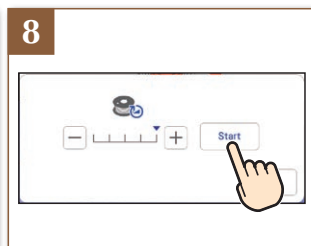
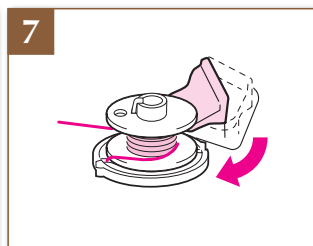
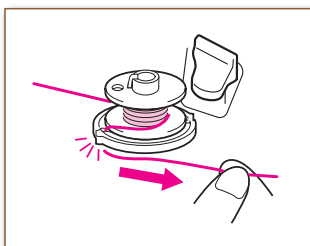
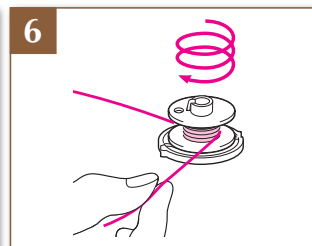
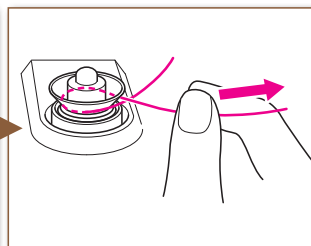
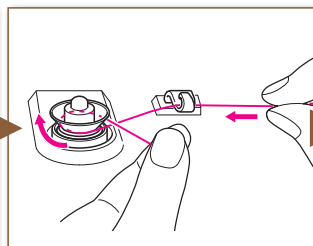
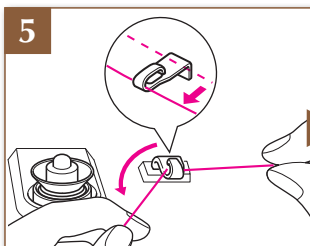
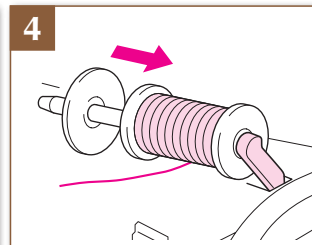
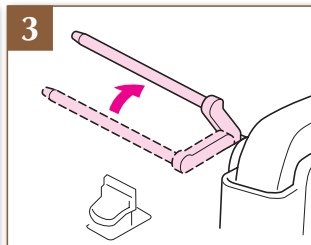
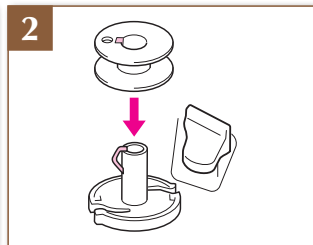
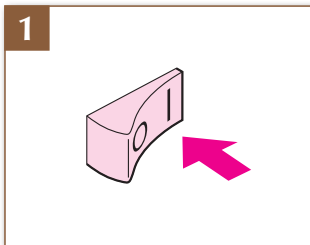
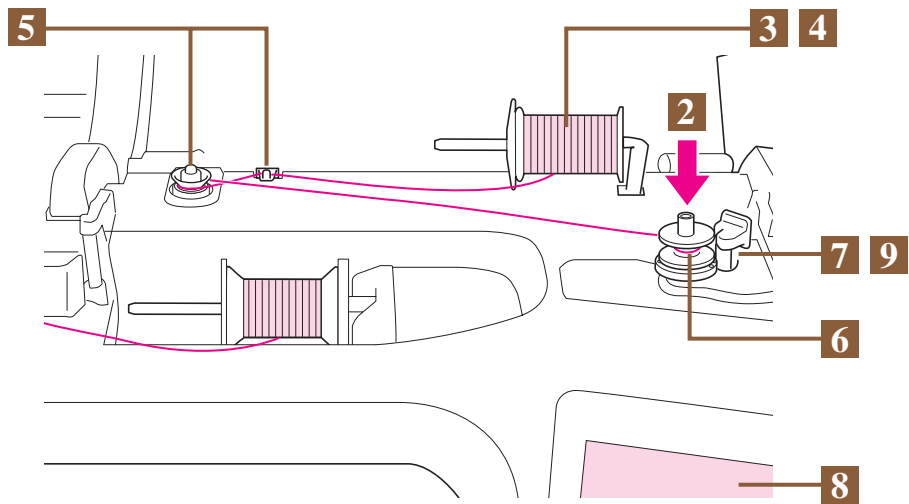
재봉 중에 실토리를 감을 수 있습니다.

✂ 使用辅助的线筒轴

您可以在绣制的过程中进行梭芯绕线。

✂ 使用輔助線輪柱

可以在縫紉過程中繞線。



Winding the Bobbin 梭子繞線

梭芯繞線 실토리 감기

Using the Spool Pin

You can use the main spool pin to wind the bobbin before sewing.

使用线筒轴

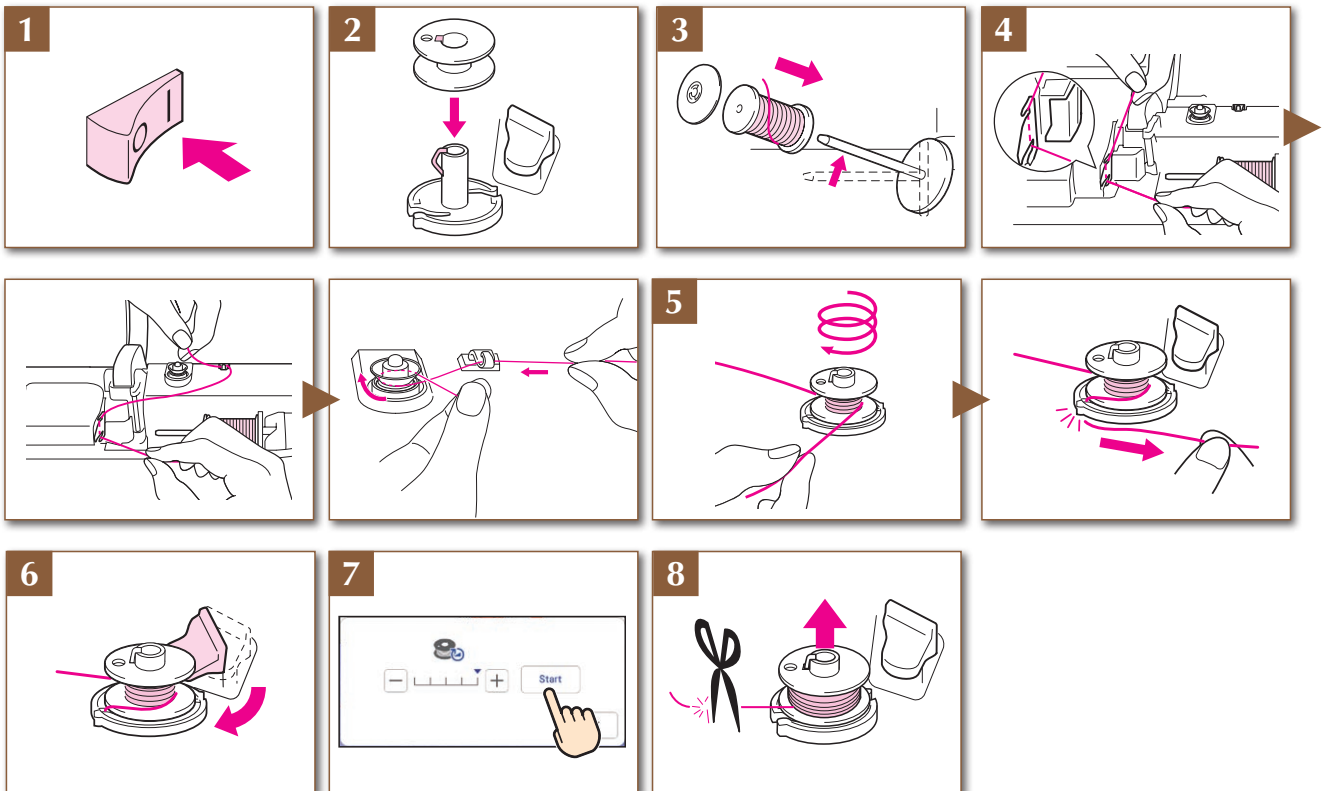
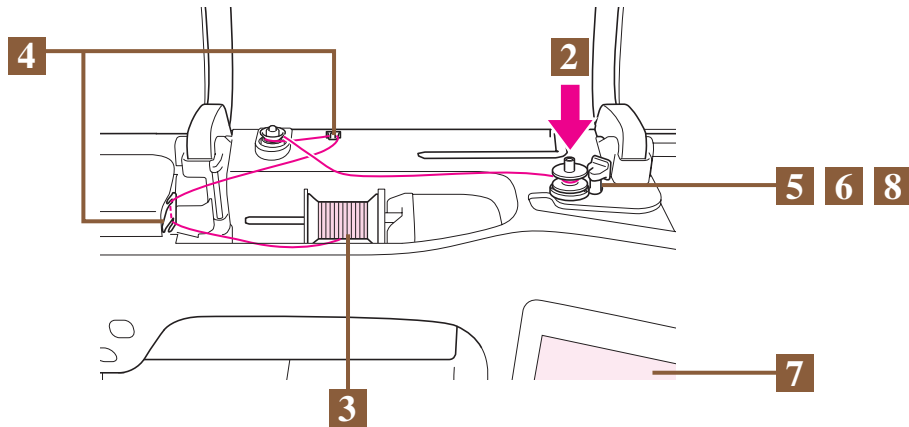
可以在绣制之前使用主线筒轴进行梭芯绕线。

使用線輪柱

縫紉前，可以使用主線輪柱來繞線。

실패꽃이 사용

재봉 전에 메인 실패꽃이를 사용하여 실토리를 감을 수 있습니다.



Setting the Bobbin 安裝梭子

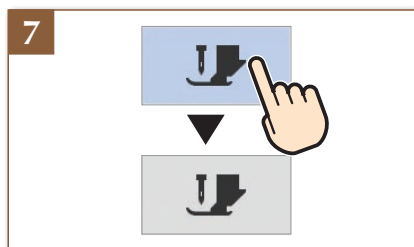
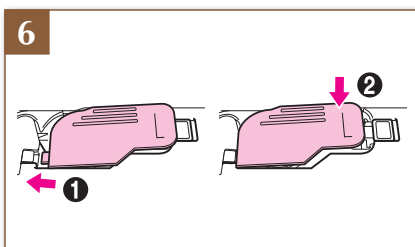
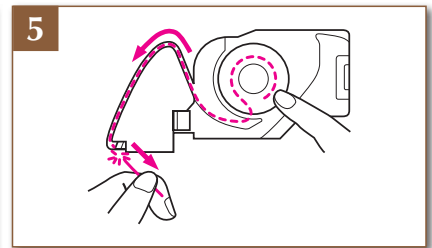
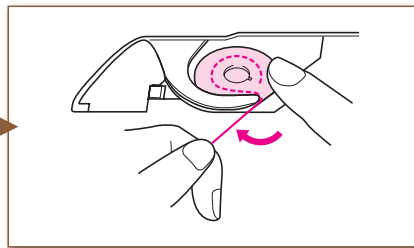
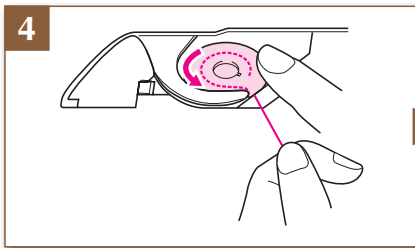
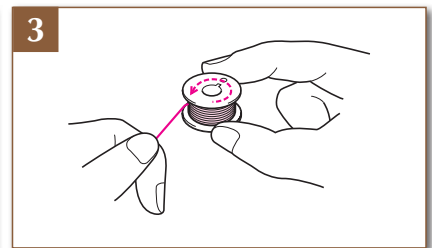
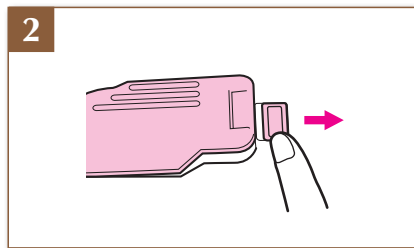
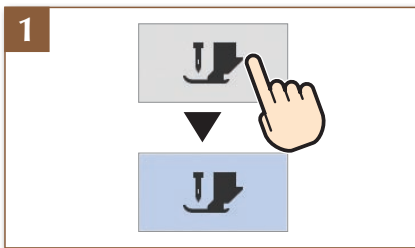
設置梭芯 실토리 설정

Refer to the operation manual for detailed instruction.

有关详细说明，请参见使用说明书。

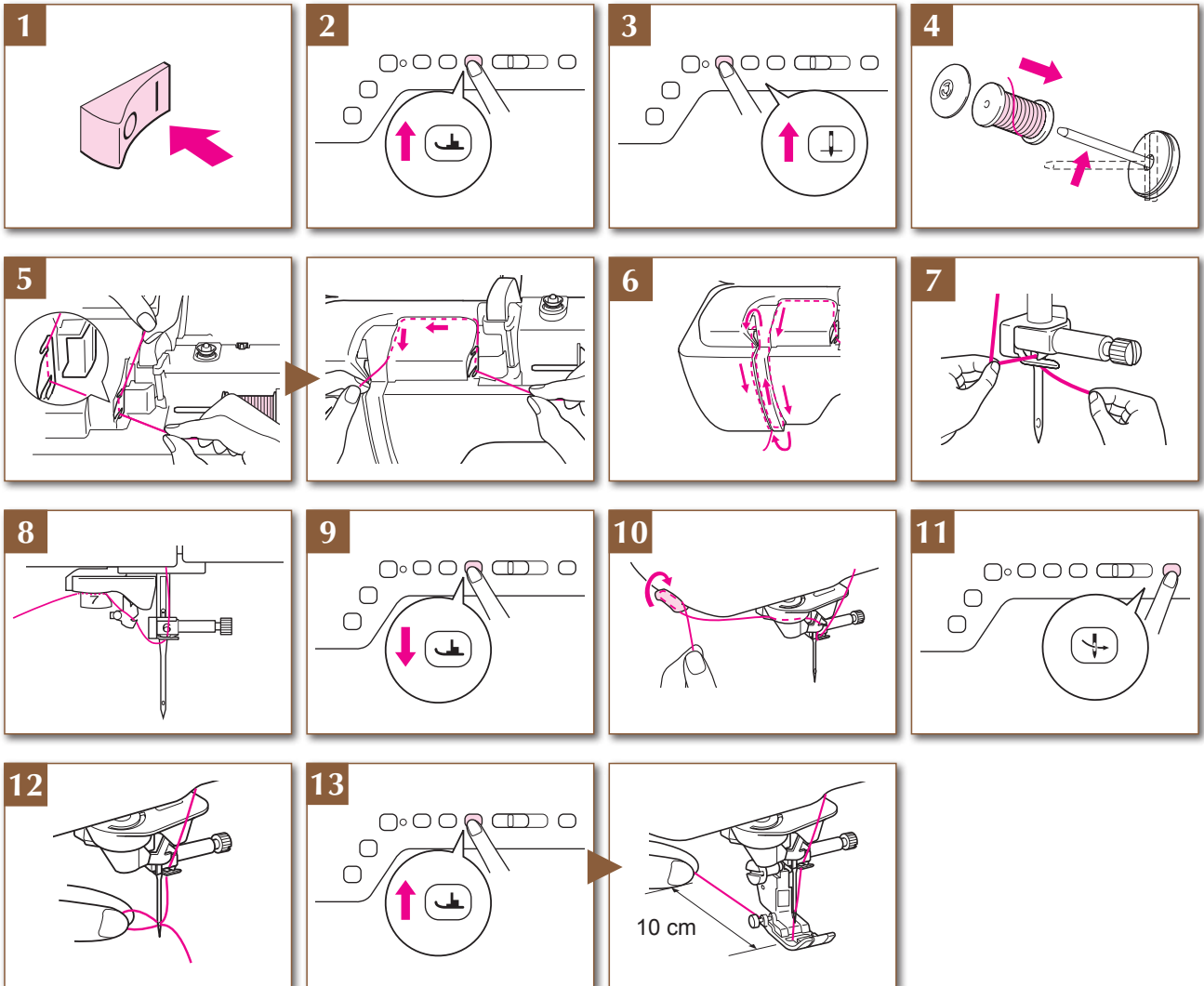
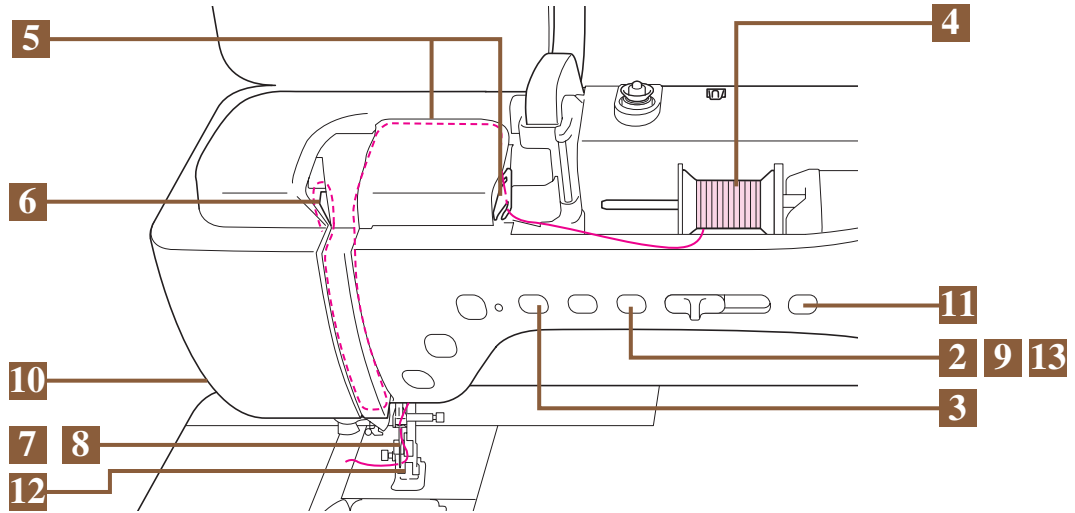
關於詳細指示，請參閱使用說明書。

자세한 내용은 작동 설명서를 참조하세요.



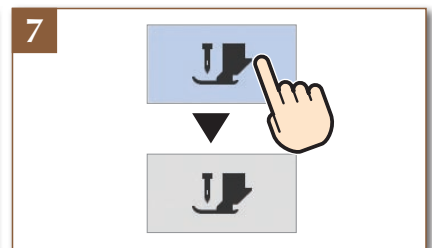
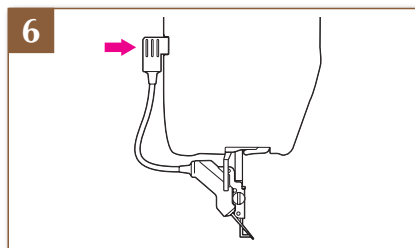
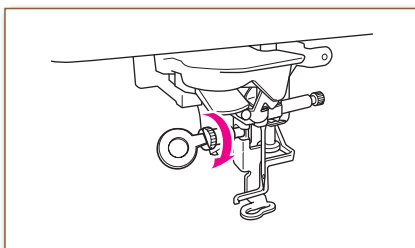
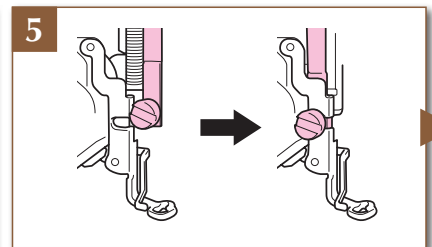
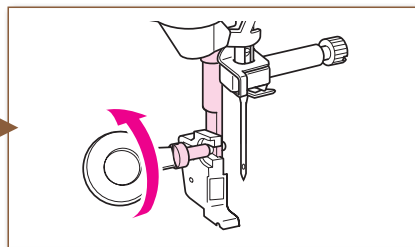
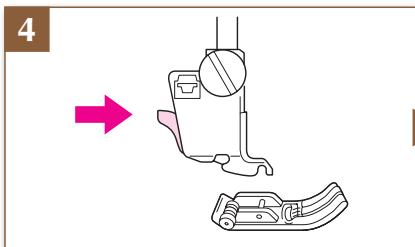
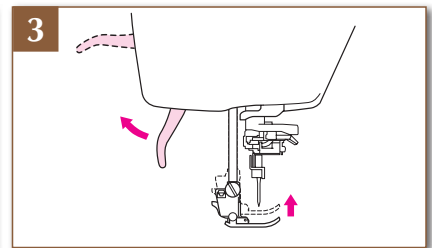
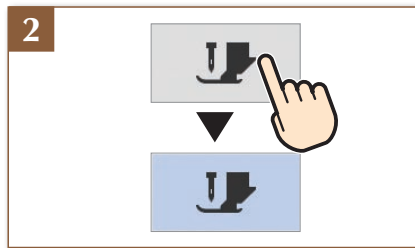
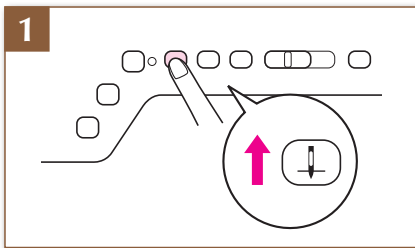
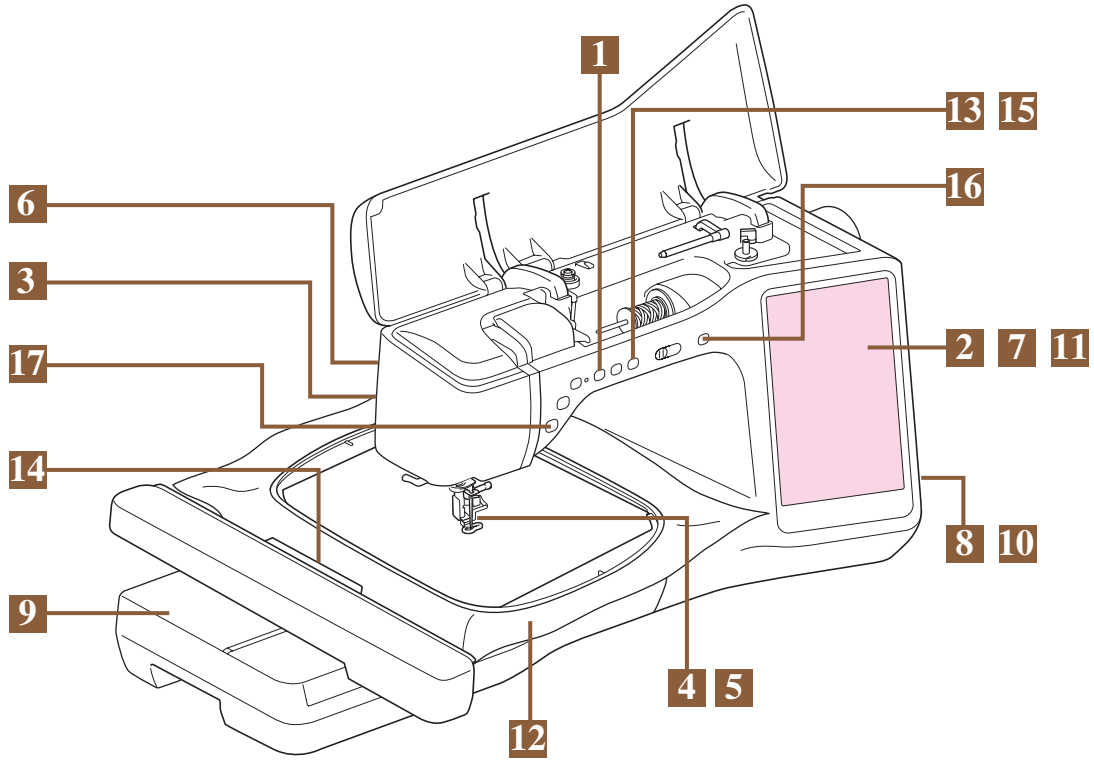
Upper Threading 穿上線

面线穿线 윗실 끼우기



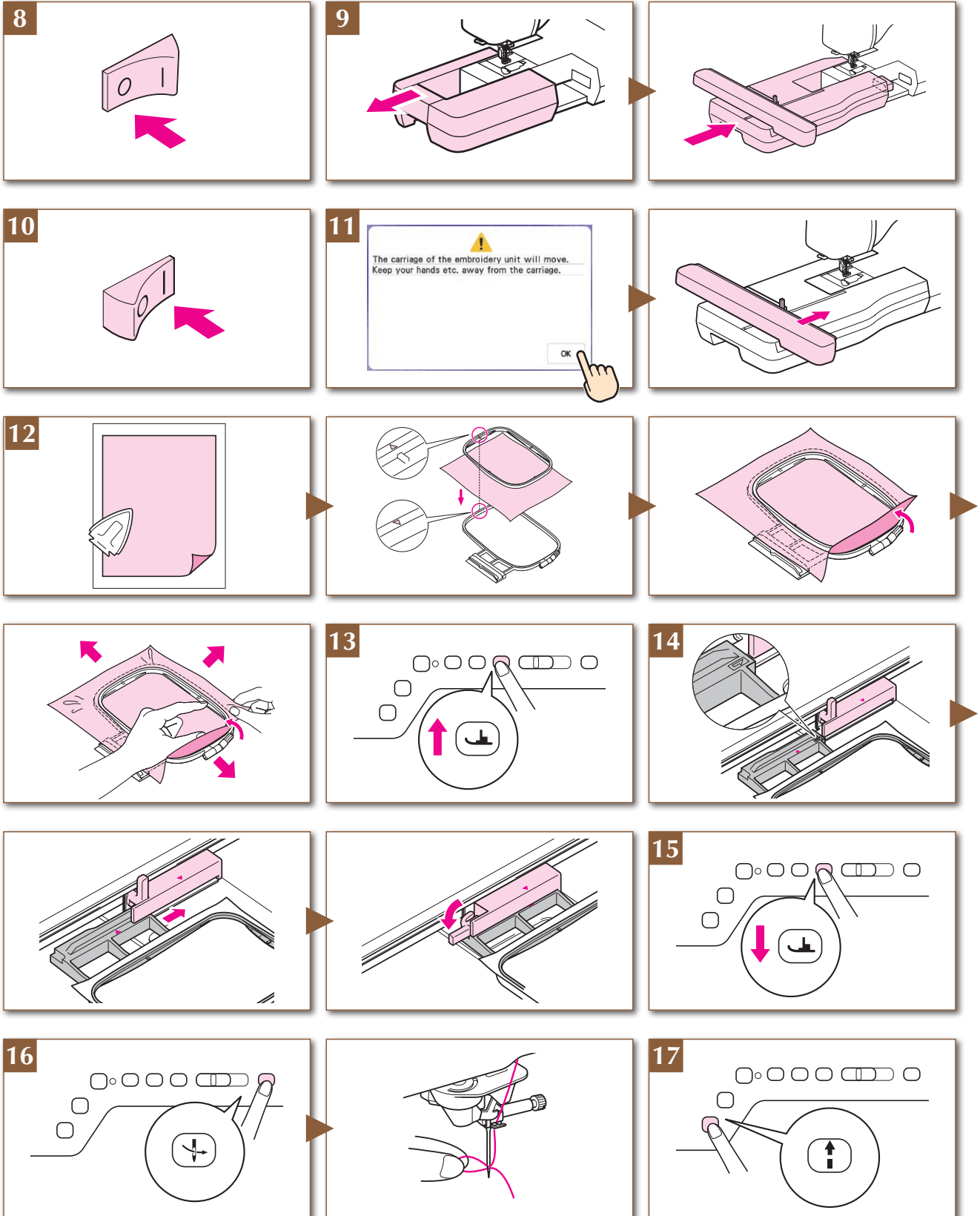
Preparing to Embroider 準備刺繡

准备绣花 자수 준비



Preparing to Embroider
準備刺繡

准备绣花
자수 준비



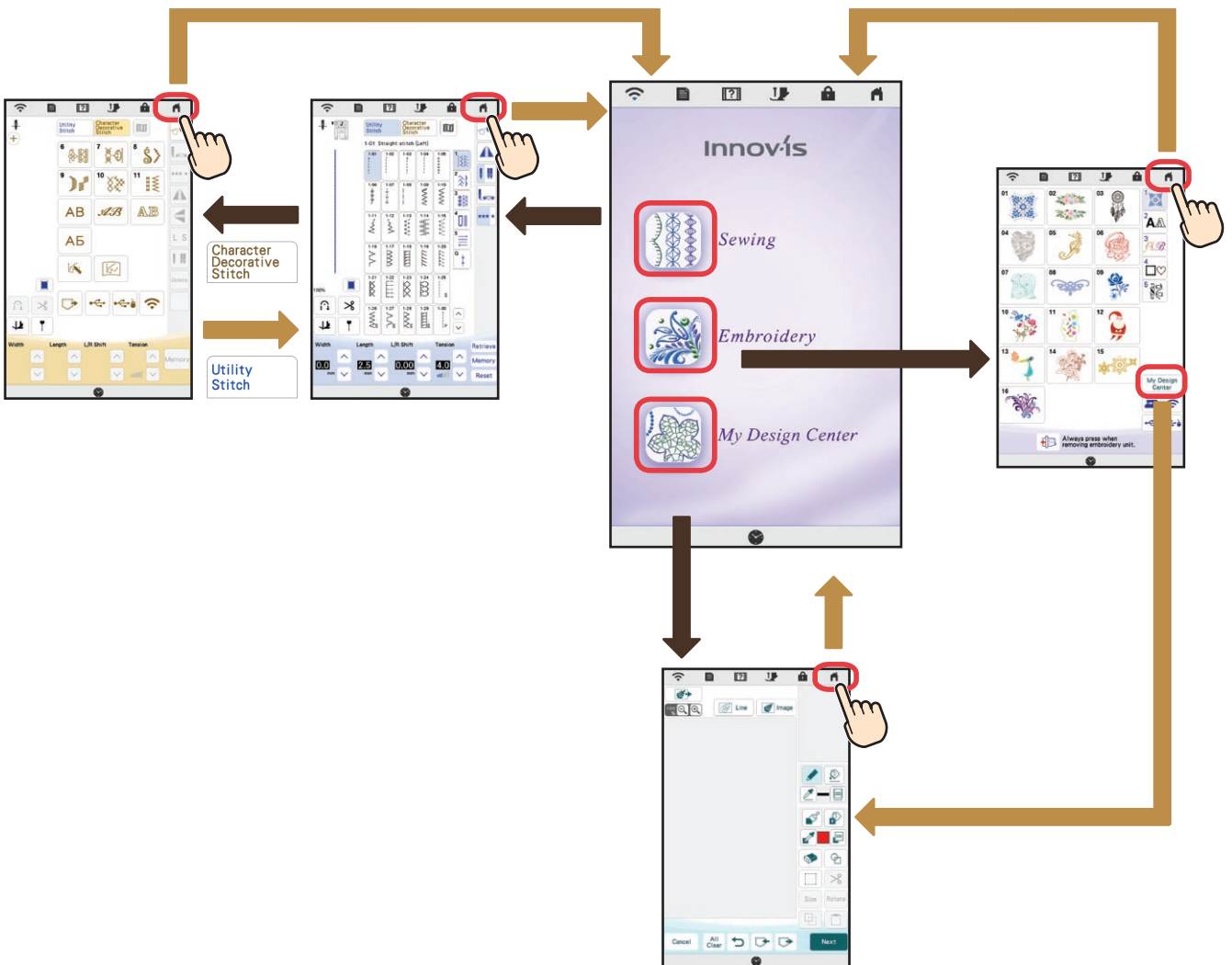
Selecting Stitch Patterns 選擇針跡花樣

选择针迹花样 재봉 패턴 선택

❖ LCD Flow Chart
❖ LCD 플로 차트

❖ LCD流程图

❖ LCD 流程圖





Utility Stitches

When the machine is turned on, the home screen is displayed after the opening movie is played. Press to display the utility stitch. Either "1-01 Straight stitch (Left)" or "1-03 Straight stitch (Middle)" is selected, depending on the setting selected in the setting screen.

实用针迹

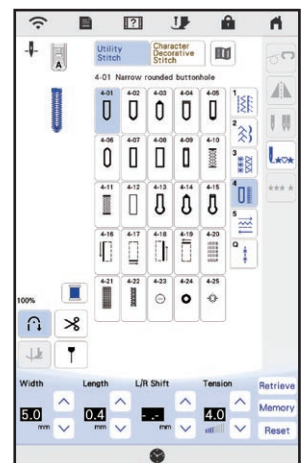
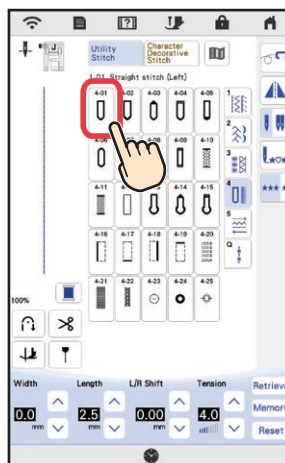
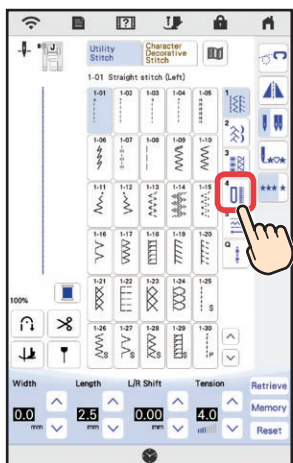
当机器开启时，播放开机动画后会显示主画面。按下 以显示实用针迹。根据设置画面中所选择的设置，可以选择“1-01 Straight stitch (Left) (1-01 直线针迹(左))”或“1-03 Straight stitch (Middle) (1-03 直线针迹(中))”。

實用針趾

本機開機後，播放歡迎動畫後會顯示主頁畫面。按 可顯示實用針趾。因設定畫面中選擇的設定而異，選取「1-01 Straight stitch (Left) (1-01 直線針趾(左針位))」或「1-03 Straight stitch (Middle) (1-03 直線針趾(中針位))」。

실용 재봉

기기를 켜면 오프닝 동영상 재생된 후 홈 화면이 표시됩니다. 를 눌러 실용 재봉을 표시하세요. 설정 화면에서 선택한 설정에 따라 "1-01 Straight stitch (Left) (1-01 직선 재봉(왼쪽))" 또는 "1-03 Straight stitch (Middle) (1-03 직선 재봉(가운데))"이 선택됩니다.



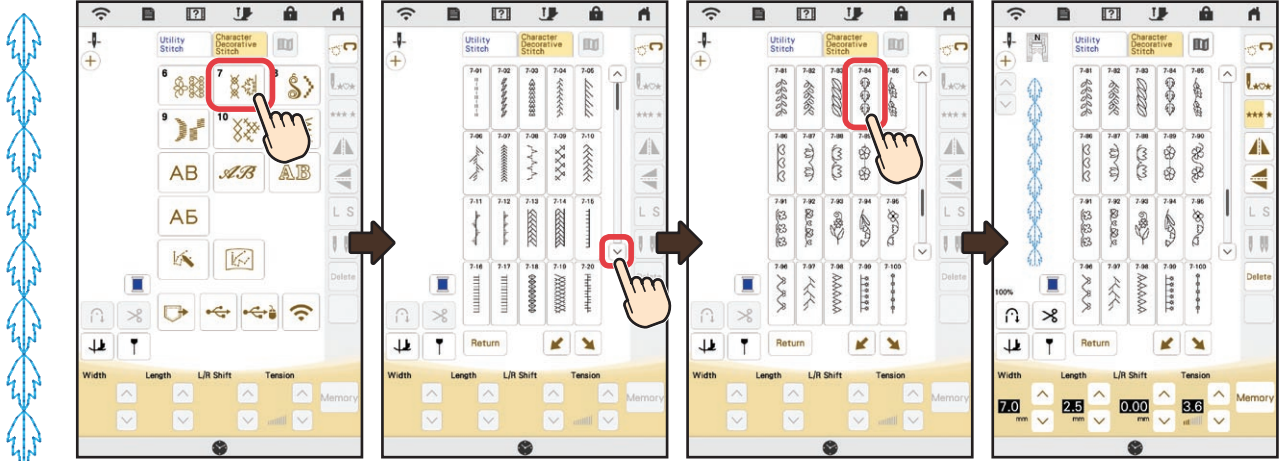
Selecting Stitch Patterns
選擇針跡花樣

选择针迹花样
재봉 패턴 선택

❖ Character/Decorative Stitches
❖ 문자/장식 재봉

❖ 字母 / 装饰针迹

❖ 文字 / 裝飾性針趾


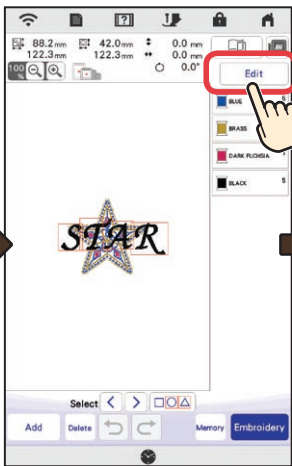
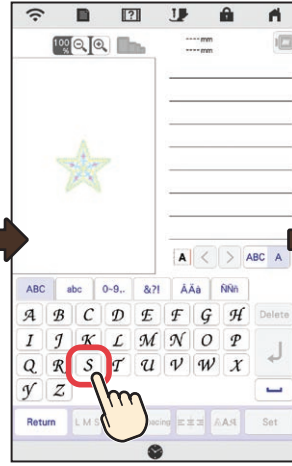

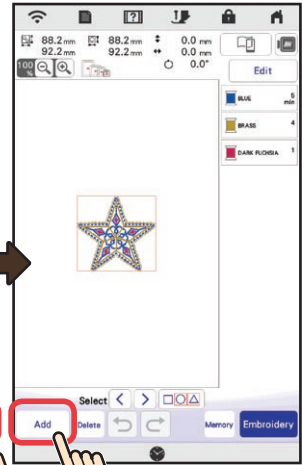
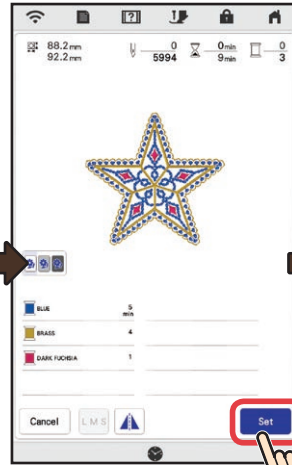
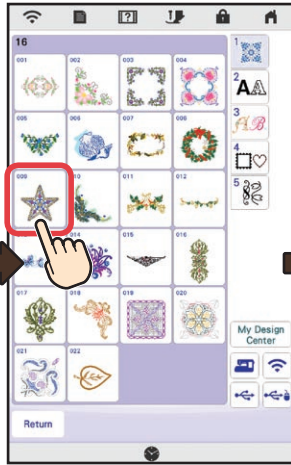




✿ Embroidery Patterns
✿ 자수 패턴

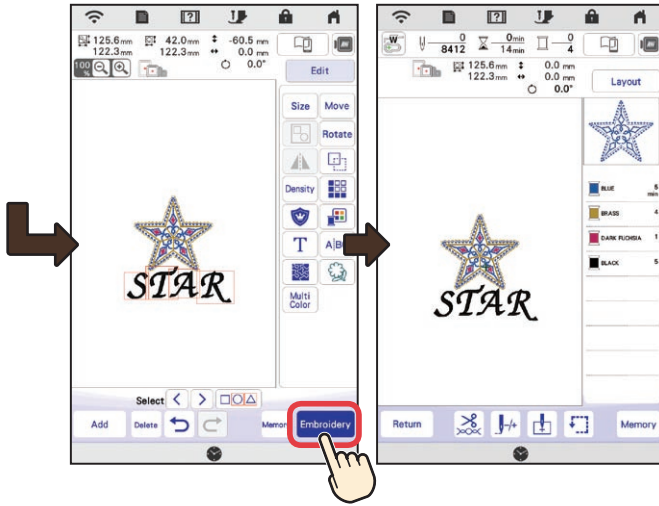
✿ 绣花花样

✿ 刺繡花樣



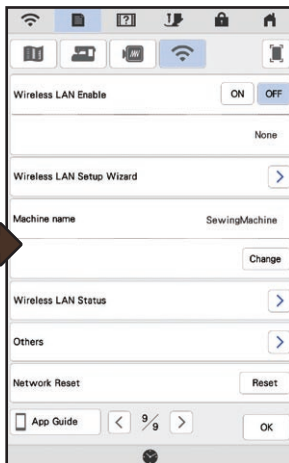
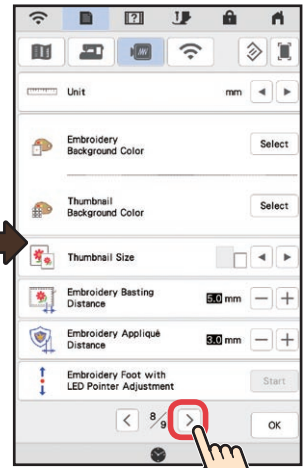
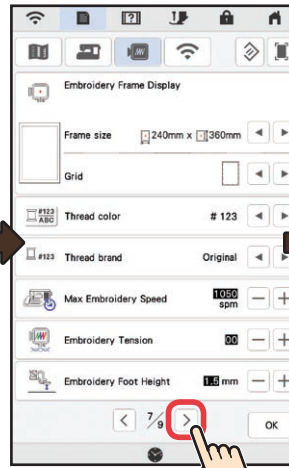
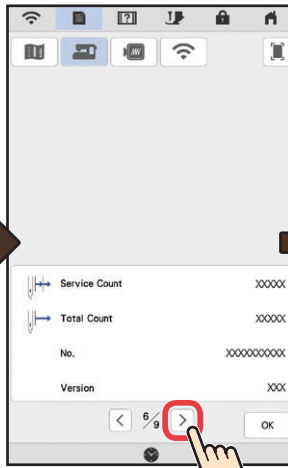
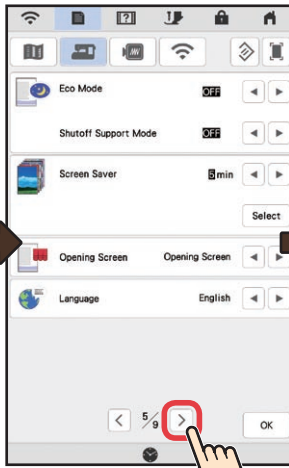
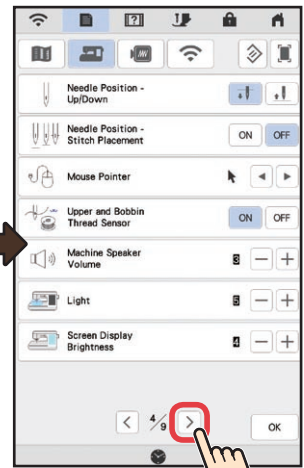
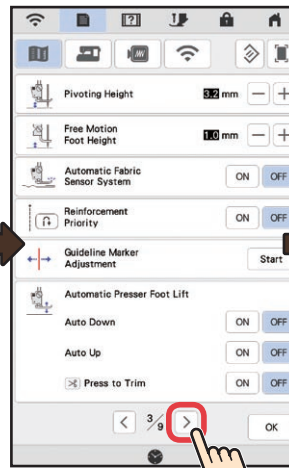
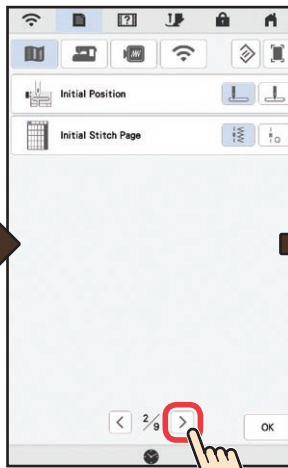
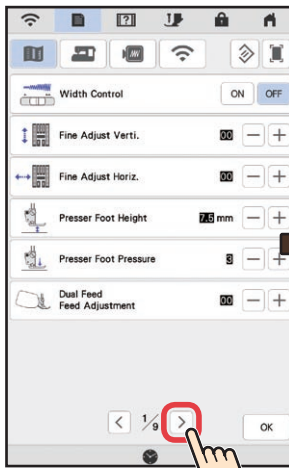
Selecting Stitch Patterns
選擇針跡花樣

选择针迹花样
재봉 패턴 선택



Settings 設定

设置 설정



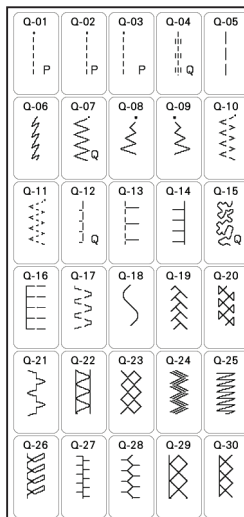
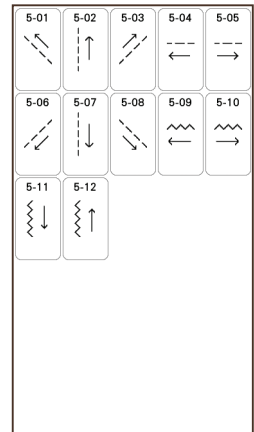
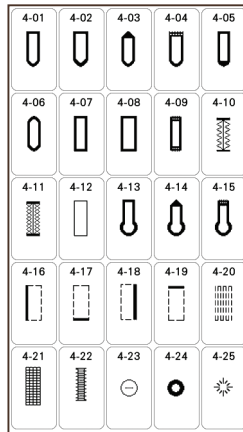
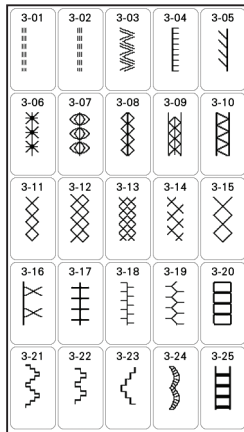
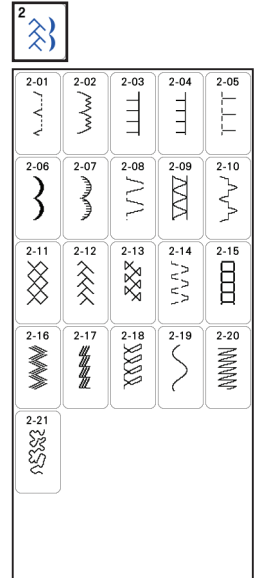

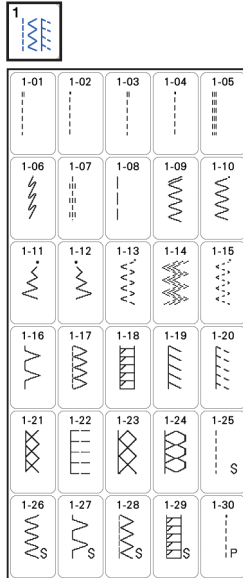
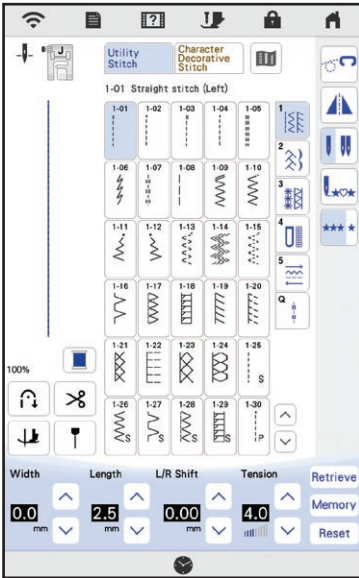
Summary of Stitch Patterns 刺繡花樣概要

针迹花样摘要 재봉 패턴 요약

Utility Stitches 실용 재봉

实用针迹

實用針趾




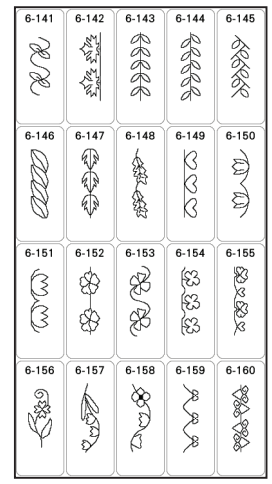
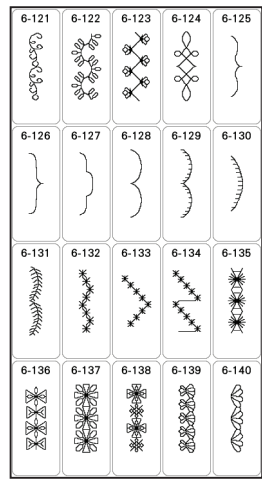

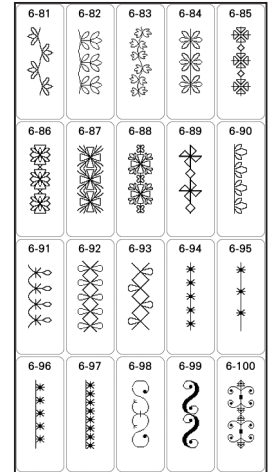
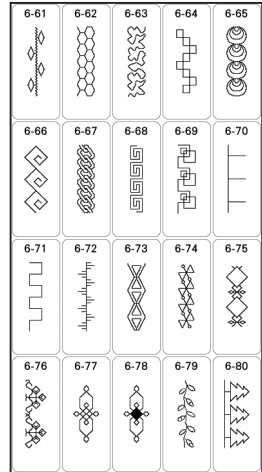
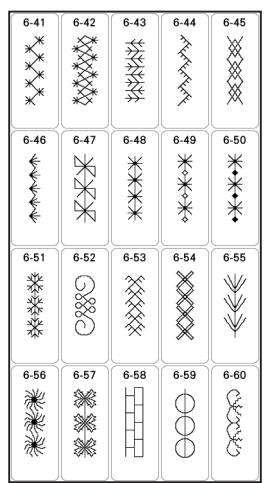
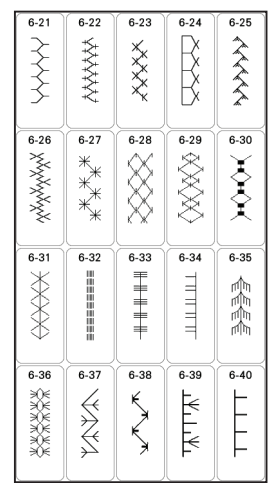
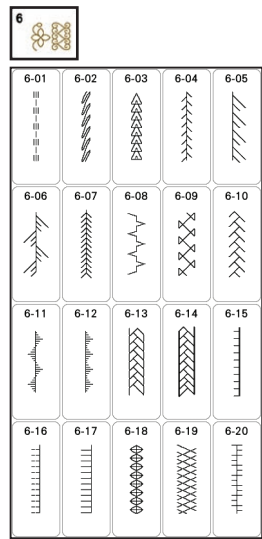
- * The stitch "C-01" is to be used with the optional couching foot.
- * 针迹 "C-01" 将与选购的挑绣压脚组合使用。
- * 針趾 「C-01」 用於選購的釘線縫壓布腳。
- * 재봉 "C-01" 은 옵션 항목인 카우칭 노루발과 함께 사용됩니다.



❖ Character/Decorative Stitches ❖ 문자/장식 재봉

❖ 字母 / 装饰针迹

❖ 文字 / 装饰性针趾



Summary of Stitch Patterns 刺繡花樣概要

针迹花样摘要 재봉 패턴 요약

6-181	6-182	6-183	6-184	6-185
6-186	6-187	6-188	6-189	6-190
6-191	6-192	6-193	6-194	6-195
6-196	6-197	6-198	6-199	6-200

6-201	6-202	6-203	6-204	6-205
6-206	6-207	6-208	6-209	6-210
6-211	6-212	6-213	6-214	6-215
6-216	6-217	6-218	6-219	6-220

6-221	6-222	6-223	6-224	6-225
6-226	6-227	6-228	6-229	6-230
6-231	6-232	6-233	6-234	6-235
6-236	6-237	6-238	6-239	6-240

6-241	6-242	6-243	6-244	6-245
6-246	6-247	6-248	6-249	6-250
6-251	6-252	6-253	6-254	6-255
6-256	6-257	6-258	6-259	6-260

6-261	6-262	6-263	6-264	6-265
6-266	6-267	6-268	6-269	6-270
6-271	6-272	6-273	6-274	6-275
6-276	6-277	6-278		

6-279	6-280	6-281		
6-282	6-283	6-284		
6-285	6-286	6-287	6-288	6-289
6-290	6-291	6-292	6-293	6-294

6-295	6-296	6-297	6-298	6-299
-------	-------	-------	-------	-------

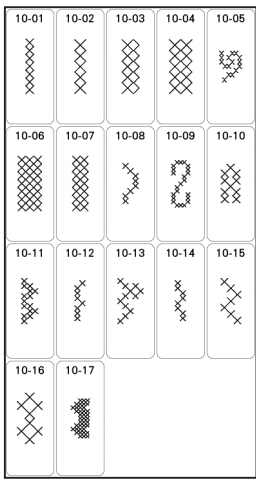
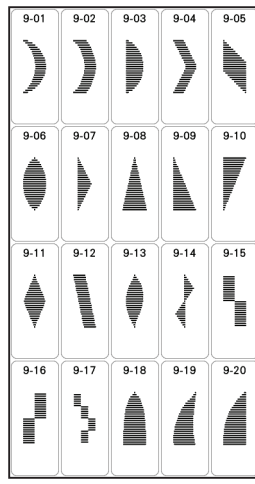
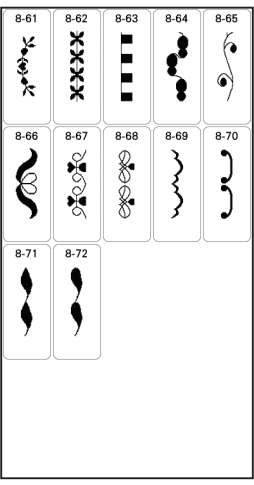

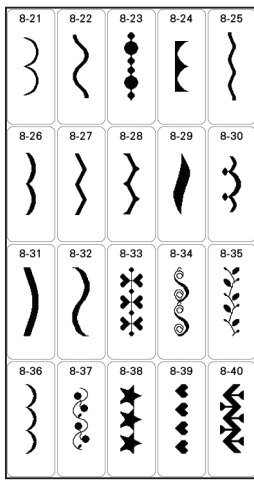
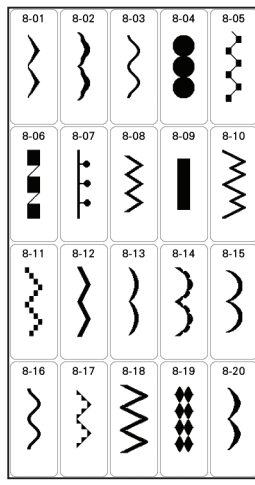
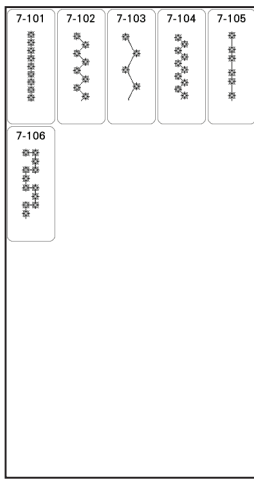
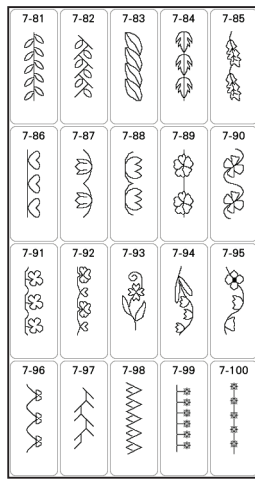
7

7-01	7-02	7-03	7-04	7-05
7-06	7-07	7-08	7-09	7-10
7-11	7-12	7-13	7-14	7-15
7-16	7-17	7-18	7-19	7-20

7-21	7-22	7-23	7-24	7-25
7-26	7-27	7-28	7-29	7-30
7-31	7-32	7-33	7-34	7-35
7-36	7-37	7-38	7-39	7-40

7-41	7-42	7-43	7-44	7-45
7-46	7-47	7-48	7-49	7-50
7-51	7-52	7-53	7-54	7-55
7-56	7-57	7-58	7-59	7-60

7-61	7-62	7-63	7-64	7-65
7-66	7-67	7-68	7-69	7-70
7-71	7-72	7-73	7-74	7-75
7-76	7-77	7-78	7-79	7-80



Summary of Stitch Patterns 刺繡花樣概要

针迹花样摘要 재봉 패턴 요약

11

11-01	11-02	11-03	11-04	11-05
11-06	11-07	11-08	11-09	11-10
11-11	11-12	11-13	11-14	11-15
11-16	11-17	11-18	11-19	11-20

11-21	11-22	11-23	11-24	11-25
11-26	11-27	11-28	11-29	11-30
11-31	11-32	11-33	11-34	11-35
11-36	11-37	11-38	11-39	11-40

11-41	11-42	11-43	11-44	11-45
11-46	11-47	11-48	11-49	11-50
11-51	11-52	11-53	11-54	11-55
11-56	11-57	11-58	11-59	11-60

11-61	11-62	11-63
-------	-------	-------

AB

A	B	C	D	ABC
E	F	G	H	abc
I	J	K	L	0-9,.
M	N	O	P	&?!
Q	R	S	T	ÀÁâ
U	V	W	X	ËËë
Y	Z	'	-	

α	b	c	d	ABC
e	f	g	h	abc
i	j	k	l	0-9,.
m	n	o	p	&?!
q	r	s	t	ÀÁâ
u	v	w	x	ËËë
y	z	'	-	

0	1	2	3	ABC
4	5	6	7	abc
8	9	#	%	0-9,.
\$	£	€	¥	&?!
-	+	X	÷	ÀÁâ
=	*	.	,	ËËë
'	-			

&	?	!	@	ABC
<	>	()	abc
[]	/	\	0-9,.
~	:	:	☺	&?!
Ⓜ	™	“	”	ÀÁâ
”	'	'	'	ËËë
-				

À	Ä	Å	Æ	ABC
à	ä	å	æ	abc
ä	ä	æ	ç	0-9,.
ç	Ð	È	É	&?!
Ê	Ë	ë	é	ÀÁâ
ê	ë	í	ï	ËËë
ì	ì	í	ï	
ì	'	-		

Ñ	Ñ	ñ	Ô	ABC
Ö	Ø	Õ	Œ	abc
ò	ó	ô	ö	0-9,.
ø	ø	œ	ŕ	&?!
ť	Ú	U	ú	ÀÁâ
ú	ú	ü	z	ËËë
þ	þ	ß	'	
-				



<i>A</i>	<i>B</i>	<i>C</i>	<i>D</i>	ABC
<i>E</i>	<i>F</i>	<i>G</i>	<i>H</i>	abc
<i>I</i>	<i>J</i>	<i>K</i>	<i>L</i>	0-9,.
<i>M</i>	<i>N</i>	<i>O</i>	<i>P</i>	&?!.
<i>Q</i>	<i>R</i>	<i>S</i>	<i>T</i>	ÄÄä
<i>U</i>	<i>V</i>	<i>W</i>	<i>X</i>	ŃŃń
<i>Y</i>	<i>Z</i>	'	-	

<i>a</i>	<i>b</i>	<i>c</i>	<i>d</i>	ABC
<i>e</i>	<i>f</i>	<i>g</i>	<i>h</i>	abc
<i>i</i>	<i>j</i>	<i>k</i>	<i>l</i>	0-9,.
<i>m</i>	<i>n</i>	<i>o</i>	<i>p</i>	&?!.
<i>q</i>	<i>r</i>	<i>s</i>	<i>t</i>	ÄÄä
<i>u</i>	<i>v</i>	<i>w</i>	<i>x</i>	ŃŃń
<i>y</i>	<i>z</i>	'	-	

0	1	2	3	ABC
4	5	6	7	abc
8	9	#	%	0-9,.
\$	£	€	¥	&?!.
-	+	×	÷	ÄÄä
=	*	.	,	ŃŃń
'	-			

&	?	!	@	ABC
<	>	()	abc
[]	/	\	0-9,.
~	:	;	©	&?!.
@	™	“	”	ÄÄä
"	'	‘	’	ŃŃń
-				

<i>À</i>	<i>Á</i>	<i>Â</i>	<i>Ã</i>	ABC
<i>ä</i>	<i>á</i>	<i>â</i>	<i>ã</i>	abc
<i>ä</i>	<i>à</i>	<i>æ</i>	<i>ç</i>	0-9,.
<i>ç</i>	<i>ð</i>	<i>é</i>	<i>ê</i>	&?!.
<i>ë</i>	<i>è</i>	<i>é</i>	<i>ê</i>	ÄÄä
<i>ë</i>	<i>è</i>	<i>é</i>	<i>ê</i>	ŃŃń
<i>í</i>	<i>ì</i>	<i>í</i>	<i>î</i>	
<i>í</i>	'	-		

<i>ÿ</i>	<i>ÿ</i>	<i>ñ</i>	<i>ó</i>	ABC
<i>ö</i>	<i>ø</i>	<i>ó</i>	<i>ö</i>	abc
<i>ö</i>	<i>ø</i>	<i>ó</i>	<i>ö</i>	0-9,.
<i>ø</i>	<i>ø</i>	<i>æ</i>	<i>ø</i>	&?!.
<i>t</i>	<i>ù</i>	<i>ú</i>	<i>û</i>	ÄÄä
<i>ü</i>	<i>ü</i>	<i>ü</i>	<i>z</i>	ŃŃń
<i>þ</i>	<i>þ</i>	<i>ß</i>	'	
-				

A	B	C	D	ABC
E	F	G	H	abc
I	J	K	L	0-9,.
M	N	O	P	&?!.
Q	R	S	T	ÄÄä
U	V	W	X	ŃŃń
Y	Z	'	-	

a	b	c	d	ABC
e	f	g	h	abc
i	j	k	l	0-9,.
m	n	o	p	&?!.
q	r	s	t	ÄÄä
u	v	w	x	ŃŃń
y	z	'	-	

0	1	2	3	ABC
4	5	6	7	abc
8	9	#	%	0-9,.
\$	£	€	¥	&?!.
-	+	×	÷	ÄÄä
=	*	.	,	ŃŃń
'	-			

&	?	!	©	ABC
<	>	()	abc
[]	/	\	0-9,.
~	:	;	©	&?!.
©	™	“	”	ÄÄä
”	'	‘	’	ŃŃń
-				

Â	Ä	Å	Æ	ABC
à	á	â	ã	abc
ä	å	æ	ç	0-9,.
ç	ð	é	ê	&?!.
ë	è	é	ê	ÄÄä
ë	è	é	ê	ŃŃń
í	ì	í	î	
í	'	-		

Summary of Stitch Patterns
刺繡花樣概要

针迹花样摘要
재봉 패턴 요약

Ñ	Ñ	ñ	ñ	ABC
Ö	Ø	ö	ø	abc
ò	ó	ô	õ	0-9,.
ø	é	œ	ƒ	&?!
€	Ů	Ů	Ů	ÀÁà
ú	û	ü	ÿ	ÑÑñ
Ɔ	Ɔ	Ɔ	°	
—				

АБ	А	Б	В	Г	АБВ
	Д	Е	Ё	Ж	ЦШЩ
	З	И	Й	К	абв
	Л	М	Н	О	цшщ
	П	Р	С	Т	0-9,.
	У	Ф	Х	Ц	
	—				

Ч	Ш	Щ	Ь	АБВ
Ы	Ь	Э	Ю	ЦШЩ
Я	Г	Е	І	абв
Ї	Ў	Ѓ	Ѕ	цшщ
Ј	Љ	Њ	Ќ	0-9,.
Ѕ	Ї	Ї	—	

а	б	в	г	АБВ
д	е	ё	ж	ЦШЩ
з	и	й	к	абв
л	м	н	о	цшщ
п	р	с	т	0-9,.
у	ф	х	ц	
—				

ч	ш	щ	ь	АБВ
ы	ь	э	ю	ЦШЩ
я	г	е	і	абв
ї	ў	ѓ	ѕ	цшщ
ј	љ	њ	ќ	0-9,.
ѕ	ї	ї	—	

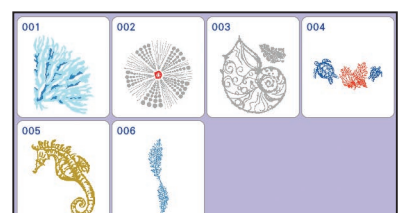



0	1	2	3	АБВ
4	5	6	7	ЦШЩ
8	9	—	.	абв
,	&	?	!	цшщ
()	/	'	0-9,.
—				



✦ Embroidery Patterns
✦ 자수 패턴

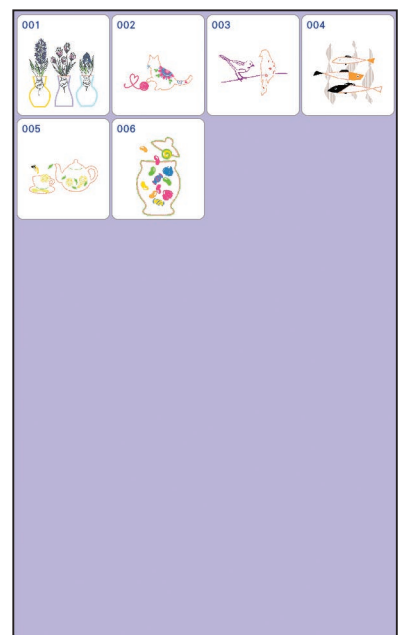


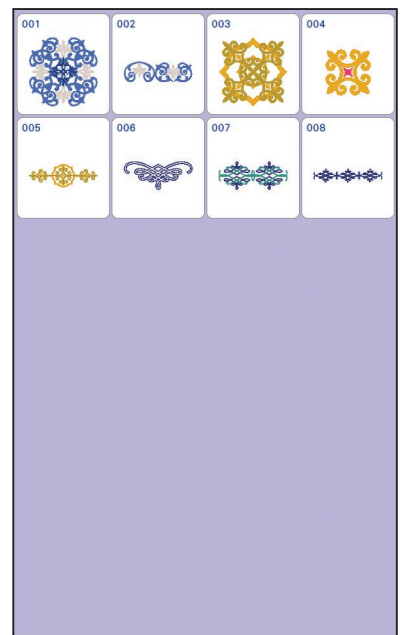



✦ 绣花花样

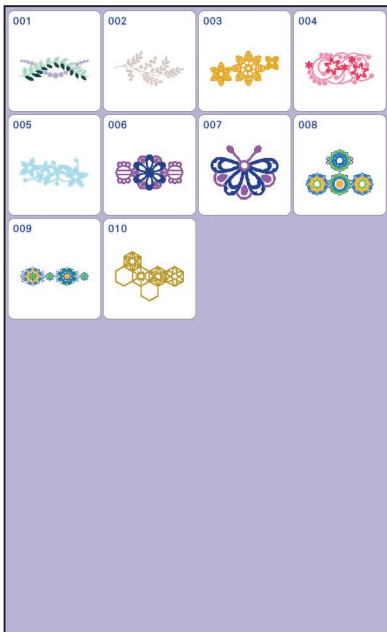

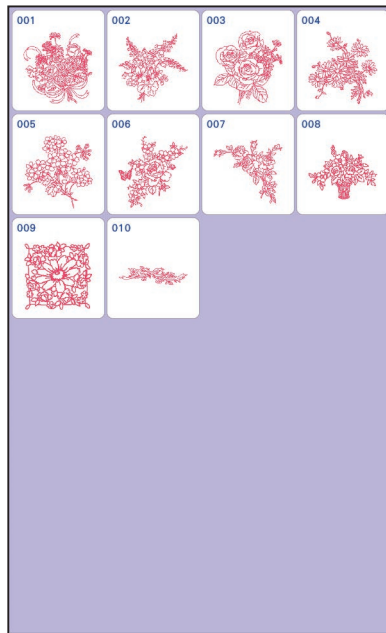


✦ 刺繡花樣



Summary of Stitch Patterns
刺繡花樣概要

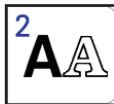
针迹花样摘要
재봉 패턴 요약





Summary of Stitch Patterns 刺繡花樣概要

针迹花样摘要 재봉 패턴 요약



01 ABC

ABC	abc	0-9..	&?!	ÁĀá	ÑÑñ	Delete	
A	B	C	D	E	F	G	H
I	J	K	L	M	N	O	P
Q	R	S	T	U	V	W	X
Y	Z						

ABC	abc	0-9..	&?!	ÁĀá	ÑÑñ	Delete	
a	b	c	d	e	f	g	h
i	j	k	l	m	n	o	p
q	r	s	t	u	v	w	x
y	z						

ABC	abc	0-9..	&?!	ÁĀá	ÑÑñ	Delete	
0	1	2	3	4	5	6	7
8	9	#	%	\$	£	€	¥
-	+	x	÷	=	*	.	,

ABC	abc	0-9..	&?!	ÁĀá	ÑÑñ	Delete	
&	?	!	@	<	>	()
[]	/	\	~	:	:	©
®	™	“	”	”	’	’	’

ABC	abc	0-9..	&?!	ÁĀá	ÑÑñ	Delete	
Â	Ă	Ą	Æ	à	á	â	ã
ä	å	æ	Ç	ç	Ð	È	É
Ê	Ë	è	é	ê	ë	Í	İ
ì	í	î	ï	ì	í	î	ï

ABC	abc	0-9..	&?!	ÁĀá	ÑÑñ	Delete	
Ñ	Ń	ñ	Ô	Ö	Ø	Ó	Œ
ò	ó	ô	ö	ø	õ	œ	ř
ŧ	Û	Ü	ù	ú	û	ü	ž
ƀ	Ɓ	Ƃ	ƃ	Ƅ	ƅ	Ɔ	Ƈ

02 ABC

ABC	abc	0-9..	&?!	ÁĀá	ÑÑñ	Delete	
A	B	C	D	E	F	G	H
I	J	K	L	M	N	O	P
Q	R	S	T	U	V	W	X
Y	Z						

ABC	abc	0-9..	&?!	ÁĀá	ÑÑñ	Delete	
a	b	c	d	e	f	g	h
i	j	k	l	m	n	o	p
q	r	s	t	u	v	w	x
y	z						

ABC	abc	0-9..	&?!	ÁĀá	ÑÑñ	Delete	
0	1	2	3	4	5	6	7
8	9	#	%	\$	£	€	¥
-	+	x	÷	=	*	.	,

ABC	abc	0-9..	&?!	ÁĀá	ÑÑñ	Delete	
&	?	!	@	<	>	()
[]	/	\	~	:	:	©
®	™	“	”	”	’	’	’

ABC	abc	0-9..	&?!	ÁĀá	ÑÑñ	Delete	
Â	Ă	Ą	Æ	à	á	â	ã
ä	å	æ	Ç	ç	Ð	È	É
Ê	Ë	è	é	ê	ë	Ĝ	ğ
Í	İ	ì	í	î	ï	ì	í

ABC	abc	0-9..	&?!	ÁĀá	ÑÑñ	Delete	
Ñ	Ń	ñ	Ô	Ö	Ø	Ó	Œ
ò	ó	ô	ö	ø	õ	œ	ř
Ŗ	Ŵ	Ŷ	ŷ	Ź	Ż	ƀ	Ɓ

03 ABC

ABC	abc	0-9..	&?!	ÁĀá	ÑÑñ	Delete	
A	B	C	D	E	F	G	H
I	J	K	L	M	N	O	P
Q	R	S	T	U	V	W	X
Y	Z						

ABC	abc	0-9..	&?!	ÁĀá	ÑÑñ	Delete	
a	b	c	d	e	f	g	h
i	j	k	l	m	n	o	p
q	r	s	t	u	v	w	x
y	z						

ABC	abc	0-9..	&?!	ÁĀá	ÑÑñ	Delete	
0	1	2	3	4	5	6	7
8	9	#	%	\$	£	€	¥
-	+	x	÷	=	*	.	,

ABC	abc	0-9..	&?!	ÁĀá	ÑÑñ	Delete	
&	?	!	@	<	>	()
[]	/	\	~	:	:	©
®	™	“	”	”	’	’	’

ABC	abc	0-9..	&?!	ÁĀá	ÑÑñ	Delete	
Â	Ă	Ą	Æ	à	á	â	ã
ä	å	æ	Ç	ç	Ð	È	É
Ê	Ë	è	é	ê	ë	Í	İ
ì	í	î	ï	ì	í	î	ï

ABC	abc	0-9..	&?!	ÁĀá	ÑÑñ	Delete	
Ñ	Ń	ñ	Ô	Ö	Ø	Ó	Œ
ò	ó	ô	ö	ø	õ	œ	ř
ŧ	Û	Ü	ù	ú	û	ü	ž
ƀ	Ɓ	Ƃ	ƃ	Ƅ	ƅ	Ɔ	Ƈ



04
ABC

ABC	abc	0-9.	&?!	ÁĀá	ÑÑñ	Delete	
A	B	C	D	E	F	G	H
I	J	K	L	M	N	O	P
Q	R	S	T	U	V	W	X
Y	Z						

ABC	abc	0-9.	&?!	ÁĀá	ÑÑñ	Delete	
a	b	c	d	e	f	g	h
i	j	k	l	m	n	o	p
q	r	s	t	u	v	w	x
y	z						

ABC	abc	0-9.	&?!	ÁĀá	ÑÑñ	Delete	
0	1	2	3	4	5	6	7
8	9	#	%	\$	€	¥	
-	+	x	÷	=	*	.	,

ABC	abc	0-9.	&?!	ÁĀá	ÑÑñ	Delete	
&	?	!	@	<	>	()
		/	\	~	:	:	©
®	™	os	pp	ss	o	c	9

ABC	abc	0-9.	&?!	ÁĀá	ÑÑñ	Delete	
À	Á	Â	Æ	à	á	â	ä
å	æ	ç	ç	Ð	È	É	
Ê	Ë	è	é	ê	ë	Ï	ì

ABC	abc	0-9.	&?!	ÁĀá	ÑÑñ	Delete	
Ñ	Ñ	ñ	Ò	Ö	Ø	Õ	œ
ò	ó	ô	õ	ø	ö	œ	í
š	š	ť	Ú	Û	ú	û	ü

05
ABC

ABC	abc	0-9.	&?!	ÁĀá	ÑÑñ	Delete	
A	B	C	D	E	F	G	H
I	J	K	L	M	N	O	P
Q	R	S	T	U	V	W	X
Y	Z						

ABC	abc	0-9.	&?!	ÁĀá	ÑÑñ	Delete	
a	b	c	d	e	f	g	h
i	j	k	l	m	n	o	p
q	r	s	t	u	v	w	x
y	z						

ABC	abc	0-9.	&?!	ÁĀá	ÑÑñ	Delete	
0	1	2	3	4	5	6	7
8	9	#	%	\$	£	€	¥
-	+	x	÷	=	*	.	,

ABC	abc	0-9.	&?!	ÁĀá	ÑÑñ	Delete	
&	?	!	@	<	>	()
		/	\	~	:	:	©
®	™	“	”	’	‘	’	

ABC	abc	0-9.	&?!	ÁĀá	ÑÑñ	Delete	
Á	À	Á	Æ	à	á	â	ä
å	æ	ç	ç	Ð	È	É	
Ê	Ë	è	é	ê	ë	Ï	ì

ABC	abc	0-9.	&?!	ÁĀá	ÑÑñ	Delete	
Ñ	Ñ	ñ	Ò	Ö	Ø	Õ	œ
ò	ó	ô	õ	ø	ö	œ	í
š	š	ť	Ú	Û	ú	û	ü

06
ABC

ABC	abc	0-9.	&?!	ÁĀá	ÑÑñ	Delete	
A	B	C	D	E	F	G	H
I	J	K	L	M	N	O	P
Q	R	S	T	U	V	W	X
Y	Z						

ABC	abc	0-9.	&?!	ÁĀá	ÑÑñ	Delete	
a	b	c	d	e	f	g	h
i	j	k	l	m	n	o	p
q	r	s	t	u	v	w	x
y	z						

ABC	abc	0-9.	&?!	ÁĀá	ÑÑñ	Delete	
0	1	2	3	4	5	6	7
8	9	-	.	,			

ABC	abc	0-9.	&?!	ÁĀá	ÑÑñ	Delete	
&	?	/	@	()	/	'

ABC	abc	0-9.	&?!	ÁĀá	ÑÑñ	Delete	
Á	À	Á	Æ	à	á	ä	ä
æ	ç	ç	é	é	ë	ë	ë

ABC	abc	0-9.	&?!	ÁĀá	ÑÑñ	Delete	
Ñ	ñ	ò	ø	ò	ö	œ	Û
ü	ü	ß					

Summary of Stitch Patterns 刺繡花樣概要

针迹花样摘要 재봉 패턴 요약

07 ABC

ABC	abc	0-9.	&?!	ÁĀá	ÑÑñ	Delete	
A	B	C	D	E	F	G	H
I	J	K	L	M	N	O	P
Q	R	S	T	U	V	W	X
Y	Z						↵

ABC	abc	0-9.	&?!	ÁĀá	ÑÑñ	Delete	
a	b	c	d	e	f	g	h
i	j	k	l	m	n	o	p
q	r	s	t	u	v	w	x
y	z						↵

ABC	abc	0-9.	&?!	ÁĀá	ÑÑñ	Delete	
0	1	2	3	4	5	6	7
8	9	#	%	\$	£	€	¥
-	+	x	÷	=	*	.	,
							↵

ABC	abc	0-9.	&?!	ÁĀá	ÑÑñ	Delete	
&	?	!	@	<	>	()
[]	/	\	~	:	:	©
®	™	"	"	"	'	'	'
							↵

ABC	abc	0-9.	&?!	ÁĀá	ÑÑñ	Delete	
Á	Ā	á	Æ	à	á	â	ã
ä	å	æ	ç	ç	Ð	É	Ê
Ë	È	è	é	ê	ë	Ĝ	ğ
Í	Ī	í	ì	í	î	ï	ı
							↵

ABC	abc	0-9.	&?!	ÁĀá	ÑÑñ	Delete	
Ñ	Ń	ñ	Ô	Ö	Ø	Ó	Œ
ò	ó	ô	ö	ø	õ	œ	ƒ
§	ş	ţ	Ů	Ů	ù	ú	û
ü	ž	Ɔ	Ɔ	β			
							↵

08 ABC

ABC	abc	0-9.	&?!	ÁĀá	ÑÑñ	Delete	
A	B	C	D	E	F	G	H
I	J	K	L	M	N	O	P
Q	R	S	T	U	V	W	X
Y	Z						↵

ABC	abc	0-9.	&?!	ÁĀá	ÑÑñ	Delete	
a	b	c	d	e	f	g	h
i	j	k	l	m	n	o	p
q	r	s	t	u	v	w	x
y	z						↵

ABC	abc	0-9.	&?!	ÁĀá	ÑÑñ	Delete	
0	1	2	3	4	5	6	7
8	9	#	%	\$	£	€	¥
-	+	x	÷	=	*	.	,
							↵

ABC	abc	0-9.	&?!	ÁĀá	ÑÑñ	Delete	
&	?	!	@	<	>	()
[]	/	\	~	:	:	©
®	™	"	"	"	'	'	'
							↵

ABC	abc	0-9.	&?!	ÁĀá	ÑÑñ	Delete	
Á	Ā	á	Æ	à	á	â	ã
ä	å	æ	ç	ç	Ð	É	Ê
Ë	È	è	é	ê	ë	Ĝ	ğ
Í	Ī	í	ì	í	î	ï	ı
							↵

ABC	abc	0-9.	&?!	ÁĀá	ÑÑñ	Delete	
Ñ	Ń	ñ	Ô	Ö	Ø	Ó	Œ
ò	ó	ô	ö	ø	õ	œ	ƒ
§	ş	ţ	Ů	Ů	ù	ú	û
ü	ž	Ɔ	Ɔ	β			
							↵

09 ABC

ABC	abc	0-9.	&?!	ÁĀá	ÑÑñ	Delete	
A	B	C	D	E	F	G	H
I	J	K	L	M	N	O	P
Q	R	S	T	U	V	W	X
Y	Z						↵

ABC	abc	0-9.	&?!	ÁĀá	ÑÑñ	Delete	
a	b	c	d	e	f	g	h
i	j	k	l	m	n	o	p
q	r	s	t	u	v	w	x
y	z						↵

ABC	abc	0-9.	&?!	ÁĀá	ÑÑñ	Delete	
0	1	2	3	4	5	6	7
8	9	#	%	\$	£	€	¥
-	+	x	÷	=	*	.	,
							↵

ABC	abc	0-9.	&?!	ÁĀá	ÑÑñ	Delete	
&	?	!	@	<	>	()
[]	/	\	~	:	:	©
®	™	"	"	"	'	'	'
							↵

ABC	abc	0-9.	&?!	ÁĀá	ÑÑñ	Delete	
Á	Ā	á	Æ	à	á	â	ã
ä	å	æ	ç	ç	Ð	É	Ê
Ë	È	è	é	ê	ë	Ĝ	ğ
Í	Ī	í	ì	í	î	ï	ı
							↵

ABC	abc	0-9.	&?!	ÁĀá	ÑÑñ	Delete	
Ñ	Ń	ñ	Ô	Ö	Ø	Ó	Œ
ò	ó	ô	ö	ø	õ	œ	ƒ
§	ş	ţ	Ů	Ů	ù	ú	û
ü	ž	Ɔ	Ɔ	β			
							↵



¹⁰ ABC

ABC	abc	0-9.	&?!	ÁÀá	ÑÑñ	Delete	
A	B	C	D	E	F	G	H
I	J	K	L	M	N	O	P
Q	R	S	T	U	V	W	X
Y	Z						

ABC	abc	0-9.	&?!	ÁÀá	ÑÑñ	Delete	
a	b	c	d	e	f	g	h
i	j	k	l	m	n	o	p
q	r	s	t	u	v	w	x
y	z						

ABC	abc	0-9.	&?!	ÁÀá	ÑÑñ	Delete	
0	1	2	3	4	5	6	7
8	9	#	%	\$	£	€	¥
-	+	x	÷	=	*	.	,

ABC	abc	0-9.	&?!	ÁÀá	ÑÑñ	Delete	
&	?	!	@	<	>	()
[]	/	\	~	:	:	©
®	™	"	"	"	'	'	'

ABC	abc	0-9.	&?!	ÁÀá	ÑÑñ	Delete	
À	Á	Â	Ã	ä	á	â	ã
ä	á	æ	ç	ç	ð	ë	é
ê	ë	è	é	ê	í	ï	
ì	í	î	ï				

ABC	abc	0-9.	&?!	ÁÀá	ÑÑñ	Delete	
Ñ	Ñ	ñ	Ò	Ö	Ø	Õ	Œ
ò	ó	ô	õ	ø	ö	œ	í
é	ê	ë	è	é	ê	ë	í
ð	þ	ß					

¹¹ ABC

ABC	abc	0-9.	&?!	ÁÀá	ÑÑñ	Delete	
A	B	C	D	E	F	G	H
I	J	K	L	M	N	O	P
Q	R	S	T	U	V	W	X
Y	Z						

ABC	abc	0-9.	&?!	ÁÀá	ÑÑñ	Delete	
a	b	c	d	e	f	g	h
i	j	k	l	m	n	o	p
q	r	s	t	u	v	w	x
y	z						

ABC	abc	0-9.	&?!	ÁÀá	ÑÑñ	Delete	
0	1	2	3	4	5	6	7
8	9	#	%	\$	£	€	¥
-	+	x	÷	=	*	.	,

ABC	abc	0-9.	&?!	ÁÀá	ÑÑñ	Delete	
&	?	!	@	<	>	()
[]	/	\	~	:	:	©
®	™	"	"	"	'	'	'

ABC	abc	0-9.	&?!	ÁÀá	ÑÑñ	Delete	
À	Á	Â	Ã	ä	á	â	ã
ä	á	æ	ç	ç	ð	ë	é
ê	ë	è	é	ê	í	ï	
ì	í	î	ï				

ABC	abc	0-9.	&?!	ÁÀá	ÑÑñ	Delete	
Ò	Ó	Ô	Õ	Ö	Ø	Œ	
ò	ó	ô	õ	ø	ö	œ	í
é	ê	ë	è	é	ê	ë	í
ð	þ	ß					

¹² ABC

ABC	abc	0-9.	&?!	ÁÀá	ÑÑñ	Delete	
A	B	C	D	E	F	G	H
I	J	K	L	M	N	O	P
Q	R	S	T	U	V	W	X
Y	Z						

ABC	abc	0-9.	&?!	ÁÀá	ÑÑñ	Delete	
a	b	c	d	e	f	g	h
i	j	k	l	m	n	o	p
q	r	s	t	u	v	w	x
y	z						

ABC	abc	0-9.	&?!	ÁÀá	ÑÑñ	Delete	
0	1	2	3	4	5	6	7
8	9	#	%	\$	£	€	¥
-	+	x	÷	=	*	.	,

ABC	abc	0-9.	&?!	ÁÀá	ÑÑñ	Delete	
&	?	!	@	<	>	()
[]	/	\	~	:	:	©
®	™	"	"	"	'	'	'

ABC	abc	0-9.	&?!	ÁÀá	ÑÑñ	Delete	
À	Á	Â	Ã	ä	á	â	ã
ä	á	æ	ç	ç	ð	ë	é
ê	ë	è	é	ê	í	ï	
ì	í	î	ï				

ABC	abc	0-9.	&?!	ÁÀá	ÑÑñ	Delete	
Ñ	Ñ	ñ	Ò	Ö	Ø	Õ	Œ
ò	ó	ô	õ	ø	ö	œ	í
é	ê	ë	è	é	ê	ë	í
ð	þ	ß					

Summary of Stitch Patterns
刺繡花樣概要

针迹花样摘要
재봉 패턴 요약

13
ABC

ABC	abc	0-9,.	&?! ÁÀá	ÑÑñ	Delete		
A	B	C	D	E	F	G	H
I	J	K	L	M	N	O	P
Q	R	S	T	U	V	W	X
Y	Z						

ABC	abc	0-9,.	&?! ÁÀá	ÑÑñ	Delete		
a	b	c	d	e	f	g	h
i	j	k	l	m	n	o	p
q	r	s	t	u	v	w	x
y	z						

ABC	abc	0-9,.	&?! ÁÀá	ÑÑñ	Delete		
0	1	2	3	4	5	6	7
8	9	#	%	\$	£	€	¥
-	+	x	÷	=	*	.	,

ABC	abc	0-9,.	&?! ÁÀá	ÑÑñ	Delete		
&	?	!	@	<	>	()
[]	/	\	~	:	:	©
®	™	“	”	”	’	’	’

ABC	abc	0-9,.	&?! ÁÀá	ÑÑñ	Delete			
Â	Ã	Ä	Å	Æ	À	Á	Â	Ã
Ä	Å	Æ	Ç	Ç	Ð	È	É	
Ê	Ë	è	é	ê	ë	Ĝ	ğ	
Í	İ	İ	ı	ı	ı	ı	ı	

ABC	abc	0-9,.	&?! ÁÀá	ÑÑñ	Delete		
Ñ	Ñ	ñ	Ô	Ö	Ø	Ó	Œ
ò	ó	ô	ö	ø	ó	œ	í
Ş	ş	ţ	Ů	Ů	ù	ú	û
ü	ž	Ɛ	Ɛ	Ɔ			

14
ABC

ABC	abc	0-9,.	&?! ÁÀá	ÑÑñ	Delete		
A	B	C	D	E	F	G	H
I	J	K	L	M	N	O	P
Q	R	S	T	U	V	W	X
Y	Z						

ABC	abc	0-9,.	&?! ÁÀá	ÑÑñ	Delete		
a	b	c	d	e	f	g	h
i	j	k	l	m	n	o	p
q	r	s	t	u	v	w	x
y	z						

ABC	abc	0-9,.	&?! ÁÀá	ÑÑñ	Delete		
0	1	2	3	4	5	6	7
8	9	#	%	\$	£	€	¥
-	+	x	÷	=	*	.	,

ABC	abc	0-9,.	&?! ÁÀá	ÑÑñ	Delete		
&	?	!	@	<	>	()
[]	/	\	~	:	:	©
®	™	“	”	”	’	’	’

ABC	abc	0-9,.	&?! ÁÀá	ÑÑñ	Delete			
Â	Ã	Ä	Å	Æ	à	á	â	ã
ä	å	æ	ç	ç	ð	è	é	
ê	ë	è	é	ê	ë	Ĝ	ğ	
Í	İ	İ	ı	ı	ı	ı	ı	

ABC	abc	0-9,.	&?! ÁÀá	ÑÑñ	Delete		
Ñ	Ñ	ñ	Ô	Ö	Ø	Ó	Œ
ò	ó	ô	ö	ø	ó	œ	í
Ş	ş	ţ	Ů	Ů	ù	ú	û
ü	ž	Ɛ	Ɛ	Ɔ			

15
ABC

ABC	abc	0-9,.	&?! ÁÀá	ÑÑñ	Delete		
A	B	C	D	E	F	G	H
I	J	K	L	M	N	O	P
Q	R	S	T	U	V	W	X
Y	Z						

ABC	abc	0-9,.	&?! ÁÀá	ÑÑñ	Delete		
a	b	c	d	e	f	g	h
i	j	k	l	m	n	o	p
q	r	s	t	u	v	w	x
y	z						

ABC	abc	0-9,.	&?! ÁÀá	ÑÑñ	Delete		
0	1	2	3	4	5	6	7
8	9	#	%	\$	£	€	¥
-	+	x	÷	=	*	.	,

ABC	abc	0-9,.	&?! ÁÀá	ÑÑñ	Delete		
&	?	!	@	<	>	()
[]	/	\	~	:	:	©
®	™	“	”	”	’	’	’

ABC	abc	0-9,.	&?! ÁÀá	ÑÑñ	Delete			
Â	Ã	Ä	Å	Æ	à	á	â	ã
ä	å	æ	ç	ç	ð	è	é	
ê	ë	è	é	ê	ë	Ĝ	ğ	
Í	İ	İ	ı	ı	ı	ı	ı	

ABC	abc	0-9,.	&?! ÁÀá	ÑÑñ	Delete		
Ñ	Ñ	ñ	Ô	Ö	Ø	Ó	Œ
ò	ó	ô	ö	ø	ó	œ	í
Ş	ş	ţ	Ů	Ů	ù	ú	û
ü	ž	Ɛ	Ɛ	Ɔ			



16 **ABC**

ABC	abc	0-9..	&?!	ÁĀá	ÑÑñ	Delete		
A	B	C	D	E	F	G	H	
I	J	K	L	M	N	O	P	
Q	R	S	T	U	V	W	X	
Y	Z							↵

ABC	abc	0-9..	&?!	ÁĀá	ÑÑñ	Delete		
a	b	c	d	e	f	g	h	
i	j	k	l	m	n	o	p	
q	r	s	t	u	v	w	x	
y	z							↵

ABC	abc	0-9..	&?!	ÁĀá	ÑÑñ	Delete		
0	1	2	3	4	5	6	7	
8	9	#	%	\$	£	€	¥	
-	+	x	÷	=	*	.	,	
								↵

ABC	abc	0-9..	&?!	ÁĀá	ÑÑñ	Delete		
&	?	!	@	<	>	()	
[]	/	\	~	:	;	@	
®	™	“	”	”	’	’	’	
								↵

ABC	abc	0-9..	&?!	ÁĀá	ÑÑñ	Delete		
Â	Ă	Ą	Æ	à	á	â	ã	
ä	å	æ	Ç	ç	Ð	È	É	
Ê	Ë	è	é	ê	ë	Ĝ	ğ	
Í	İ	ı	ì	í	î	ï	ı	
								↵

ABC	abc	0-9..	&?!	ÁĀá	ÑÑñ	Delete		
Ñ	Ń	ñ	Ô	Ö	Ø	Ó	Œ	
ò	ó	ô	ö	ø	õ	œ	ř	
Š	š	ť	Û	Ü	ù	ú	û	
ü	ž	ƀ	Ɓ	Ƃ				↵

17 **ABC**

ABC	abc	0-9..	&?!	ÁĀá	ÑÑñ	Delete		
A	B	C	D	E	F	G	H	
I	J	K	L	M	N	O	P	
Q	R	S	T	U	V	W	X	
Y	Z							↵

ABC	abc	0-9..	&?!	ÁĀá	ÑÑñ	Delete		
a	b	c	d	e	f	g	h	
i	j	k	l	m	n	o	p	
q	r	s	t	u	v	w	x	
y	z							↵

ABC	abc	0-9..	&?!	ÁĀá	ÑÑñ	Delete		
0	1	2	3	4	5	6	7	
8	9	#	%	\$	£	€	¥	
-	+	x	÷	=	*	.	,	
								↵

ABC	abc	0-9..	&?!	ÁĀá	ÑÑñ	Delete		
&	?	!	@	<	>	()	
[]	/	\	~	:	;	@	
®	™	“	”	”	’	’	’	
								↵

ABC	abc	0-9..	&?!	ÁĀá	ÑÑñ	Delete		
Â	Ă	Ą	Æ	à	á	â	ã	
ä	å	æ	Ç	ç	Ð	È	É	
Ê	Ë	è	é	ê	ë	Ĝ	ğ	
Í	İ	ı	ì	í	î	ï	ı	
								↵

ABC	abc	0-9..	&?!	ÁĀá	ÑÑñ	Delete		
Ñ	Ń	ñ	Ô	Ö	Ø	Ó	Œ	
ò	ó	ô	ö	ø	õ	œ	ř	
Š	š	ť	Û	Ü	ù	ú	û	
ü	ž	ƀ	Ɓ	Ƃ				↵

18 **ABC**

ABC	abc	0-9..	&?!					Delete
À	Á	Â	Ã	Ä	Å	Æ	Ç	
Ð	Ñ	Ò	Ó	Ô	Õ	Ö	×	
Ø	Ù	Ú	Û	Ü	Ý	Þ	ß	
à	á	â	ã	ä	å	æ	ç	
ð	ñ	ò	ó	ô	õ	ö	×	
ø	ù	ú	û	ü	ý	þ	ÿ	
ÿ	z							↵

ABC	abc	0-9..	&?!					Delete
a	b	c	d	e	f	g	h	
i	j	k	l	m	n	o	p	
q	r	s	t	u	v	w	x	
y	z							↵

ABC	abc	0-9..	&?!					Delete
0	1	2	3	4	5	6	7	
8	9	-	=	.	,			
								↵

ABC	abc	0-9..	&?!					Delete
&	?	!	<	>	{	}	/	
\	~	:	:	“	”	’	’	
								↵

Summary of Stitch Patterns 刺繡花樣概要

针迹花样摘要 재봉 패턴 요약

19 ABC

ABC	abc	0-9,.	&?!	ÀÁâ	ÑÑñ	Delete	
A	B	C	D	E	F	G	H
I	J	K	L	M	N	O	P
Q	R	S	T	U	V	W	X
Y	Z						↩

ABC	abc	0-9,.	&?!	ÀÁâ	ÑÑñ	Delete	
a	b	c	d	e	f	g	h
i	j	k	l	m	n	o	p
q	r	s	t	u	v	w	x
y	z						↩

ABC	abc	0-9,.	&?!	ÀÁâ	ÑÑñ	Delete	
0	1	2	3	4	5	6	7
8	9	#	%	\$	£	€	¥
-	+	x	÷	=	*	.	,
							↩

ABC	abc	0-9,.	&?!	ÀÁâ	ÑÑñ	Delete	
&	?	!	@	<	>	()
[]	/	\	~	:	;	©
®	™	“	”	”	’	’	’
							↩

ABC	abc	0-9,.	&?!	ÀÁâ	ÑÑñ	Delete	
À	Á	Â	Æ	à	á	â	ä
ä	å	æ	Ç	ç	Ð	È	É
Ê	Ë	è	é	ê	ë	Ï	ì
í	î	ï	ì	í	î	ï	ì
							↩

ABC	abc	0-9,.	&?!	ÀÁâ	ÑÑñ	Delete	
Ñ	Ń	ñ	Ŏ	Ō	ø	Ó	œ
ò	ó	ô	ö	ø	ó	œ	í
š	š	ť	Ů	Ů	ù	ú	û
ü	ž	þ	þ	þ			
							↩

20 ABC

ABC	abc	0-9,.	&?!	ÀÁâ	ÑÑñ	Delete	
A	B	C	D	E	F	G	H
I	J	K	L	M	N	O	P
Q	R	S	T	U	V	W	X
Y	Z						↩

ABC	abc	0-9,.	&?!	ÀÁâ	ÑÑñ	Delete	
a	b	c	d	e	f	g	h
i	j	k	l	m	n	o	p
q	r	s	t	u	v	w	x
y	z						↩

ABC	abc	0-9,.	&?!	ÀÁâ	ÑÑñ	Delete	
0	1	2	3	4	5	6	7
8	9	#	%	\$	£	€	¥
-	+	x	÷	=	*	.	,
							↩

ABC	abc	0-9,.	&?!	ÀÁâ	ÑÑñ	Delete	
&	?	!	@	<	>	()
[]	/	\	~	:	;	©
®	™	“	”	”	’	’	’
							↩

ABC	abc	0-9,.	&?!	ÀÁâ	ÑÑñ	Delete	
À	Á	Â	Æ	à	á	â	ä
ä	å	æ	Ç	ç	Ð	È	É
Ê	Ë	è	é	ê	ë	Ï	ì
í	î	ï	ì	í	î	ï	ì
							↩

ABC	abc	0-9,.	&?!	ÀÁâ	ÑÑñ	Delete	
Ñ	Ń	ñ	Ŏ	Ō	ø	Ó	œ
ò	ó	ô	ö	ø	ó	œ	í
š	š	ť	Ů	Ů	ù	ú	û
ü	ž	þ	þ	þ			
							↩

50 ABCDE

ABC	abc	0-9,.	&?!	ÀÁâ	ÑÑñ	Delete	
A	B	C	D	E	F	G	H
I	J	K	L	M	N	O	P
Q	R	S	T	U	V	W	X
Y	Z						↩

ABC	abc	0-9,.	&?!	ÀÁâ	ÑÑñ	Delete	
a	b	c	d	e	f	g	h
i	j	k	l	m	n	o	p
q	r	s	t	u	v	w	x
y	z						↩

ABC	abc	0-9,.	&?!	ÀÁâ	ÑÑñ	Delete	
0	1	2	3	4	5	6	7
8	9	#	%	\$	£	€	¥
-	+	x	÷	=	*	.	,
							↩

ABC	abc	0-9,.	&?!	ÀÁâ	ÑÑñ	Delete	
&	?	!	@	<	>	()
[]	/	\	~	:	;	©
®	™	“	”	”	’	’	’
							↩

ABC	abc	0-9,.	&?!	ÀÁâ	ÑÑñ	Delete		
À	Á	Â	Æ	à	á	â	ä	
ä	å	æ	Ç	ç	Ð	È	É	
Ê	Ë	è	é	ê	ë	Ï	ì	
í	î	ï						↩

ABC	abc	0-9,.	&?!	ÀÁâ	ÑÑñ	Delete		
Ñ	Ń	ñ	Ŏ	Ō	ø	Ó	œ	
ò	ó	ô	ö	ø	ó	œ	í	
ř	Ů	Ů	ù	ú	û	ü	ž	
þ	þ	þ						↩



51
ABCDE

ABC	abc	0-9,.	&?!	ÁĀá	ÑÑñ	Delete	
A	B	C	D	E	F	G	H
I	J	K	L	M	N	O	P
Q	R	S	T	U	V	W	X
Y	Z						

ABC	abc	0-9,.	&?!	ÁĀá	ÑÑñ	Delete	
a	b	c	d	e	f	g	h
i	j	k	l	m	n	o	p
q	r	s	t	u	v	w	x
y	z						

ABC	abc	0-9,.	&?!	ÁĀá	ÑÑñ	Delete	
0	1	2	3	4	5	6	7
8	9	#	%	\$	€	¥	
-	+	x	÷	=	*	.	,

ABC	abc	0-9,.	&?!	ÁĀá	ÑÑñ	Delete	
&	?	!	@	<	>	()
[]	/	\	~	:	;	©
®	™	"	"	"	'	'	'

ABC	abc	0-9,.	&?!	ÁĀá	ÑÑñ	Delete	
À	Ā	Ả	Æ	à	á	ã	ä
ä	å	æ	ç	ç	đ	è	é
ê	ë	è	é	ë	ï	i	
ì	ï	i					

ABC	abc	0-9,.	&?!	ÁĀá	ÑÑñ	Delete	
Ñ	Ñ	ñ	ô	ö	ø	ó	œ
ò	ó	ô	ö	ø	ó	œ	í
ı	ú	ü	ù	ú	ü	z	
ƀ	Ɓ	Ƃ					

70
АБВ

АБВ	ЦШЩ	абв	цшщ	0-9,.	Delete		
А	Б	В	Г	Д	Е	Ё	Ж
З	И	Й	К	Л	М	Н	О
П	Р	С	Т	У	Ф	Х	Ц

АБВ	ЦШЩ	абв	цшщ	0-9,.	Delete		
Ч	Ш	Щ	Ъ	Ы	Ь	Э	Ю
Я	Г	Є	І	Ї	Ў	Ҁ	ҁ
Ј	Љ	Њ	Џ	Ѓ	Ѕ	Ї	

АБВ	ЦШЩ	абв	цшщ	0-9,.	Delete		
а	б	в	г	д	е	ё	ж
з	и	й	к	л	м	н	о
п	р	с	т	у	ф	х	ц

АБВ	ЦШЩ	абв	цшщ	0-9,.	Delete		
ч	ш	щ	ъ	ы	ь	э	ю
я	г	є	і	ї	ў	Ҁ	ҁ
ј	љ	њ	џ	ѓ	ѕ	ѳ	

АБВ	ЦШЩ	абв	цшщ	0-9,.	Delete		
0	1	2	3	4	5	6	7
8	9	,	.	-	&	?	!
()	/	'				

71
АБВ

АБВ	ЦШЩ	абв	цшщ	0-9,.	Delete		
А	Б	В	Г	Д	Е	Ё	Ж
З	И	Й	К	Л	М	Н	О
П	Р	С	Т	У	Ф	Х	Ц

АБВ	ЦШЩ	абв	цшщ	0-9,.	Delete		
Ч	Ш	Щ	Ъ	Ы	Ь	Э	Ю
Я	Г	Є	І	Ї	Ў	Ҁ	ҁ
Ј	Љ	Њ	Џ	Ѓ	Ѕ	Ї	

АБВ	ЦШЩ	абв	цшщ	0-9,.	Delete		
а	б	в	г	д	е	ё	ж
з	и	й	к	л	м	н	о
п	р	с	т	у	ф	х	ц

АБВ	ЦШЩ	абв	цшщ	0-9,.	Delete		
ч	ш	щ	ъ	ы	ь	э	ю
я	г	є	і	ї	ў	Ҁ	ҁ
ј	љ	њ	џ	ѓ	ѕ	ѳ	

АБВ	ЦШЩ	абв	цшщ	0-9,.	Delete		
0	1	2	3	4	5	6	7
8	9	,	.	-	&	?	!
()	/	'				

Summary of Stitch Patterns
刺繡花樣概要

针迹花样摘要
재봉 패턴 요약



001	002	003	004
A	B	C	D
005	006	007	008
E	F	G	H
009	010	011	012
I	J	K	L
013	014	015	016
M	N	O	P
017	018	019	020
Q	R	S	T
021	022	023	024
U	V	W	X

025	026	027	028
Y	Z	Flower	Decorative
029	030		
Decorative	Decorative		



001	002	003	004
A	B	C	D
005	006	007	008
E	F	G	H
009	010	011	012
I	J	K	L
013	014	015	016
M	N	O	P
017	018	019	020
Q	R	S	T
021	022	023	024
U	V	W	X

025	026	027	028
Y	Z	a	b
029	030	031	032
c	d	e	f
033	034	035	036
g	h	i	j
037	038	039	040
k	l	m	n
041	042	043	044
o	p	q	r
045	046	047	048
s	t	u	v

049	050	051	052
w	x	y	z
053	054	055	056
0	1	2	3
057	058	059	060
4	5	6	7
061	062	063	064
8	9	%	*
065	066	067	068
.	,	&	?
069	070	071	072
!	@	()



073 ~	074 :	075 ;	076 ”
077 ,	078 ~	079 ~	080 ~
081 ~			

03
A B

001 A	002 B	003 C	004 D
005 E	006 F	007 G	008 H
009 I	010 J	011 K	012 L
013 M	014 N	015 O	016 P
017 Q	018 R	019 S	020 T
021 U	022 V	023 W	024 X

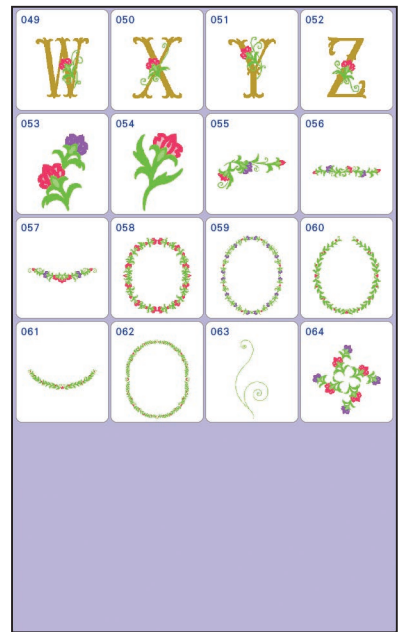

025 Y	026 Z	027 ~	028 ~
029 ~	030 ~	031 A	032 B
033 C	034 D	035 E	036 F
037 G	038 H	039 I	040 J
041 K	042 L	043 M	044 N
045 O	046 P	047 Q	048 R

049 S	050 T	051 U	052 V
053 W	054 X	055 Y	056 Z
057 ~	058 ~	059 ~	060 ~


Summary of Stitch Patterns
 刺繡花樣概要

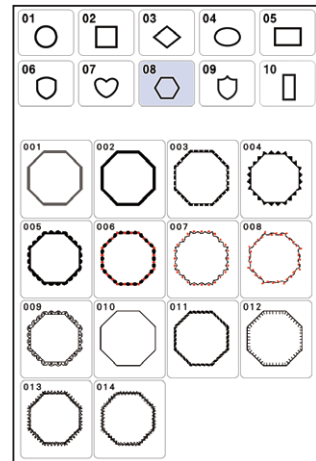

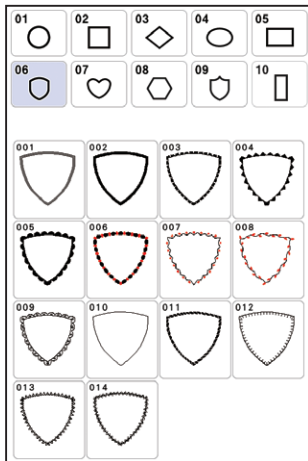
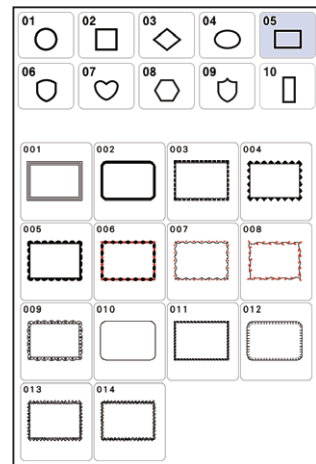
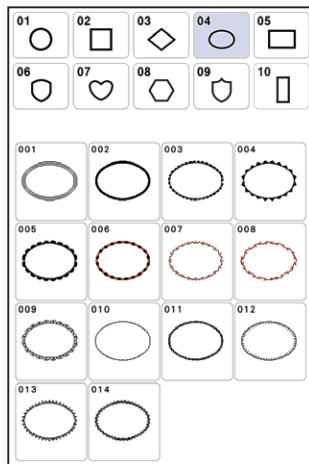
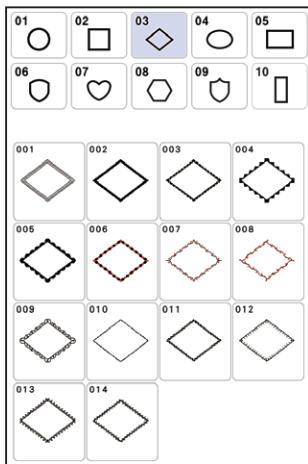
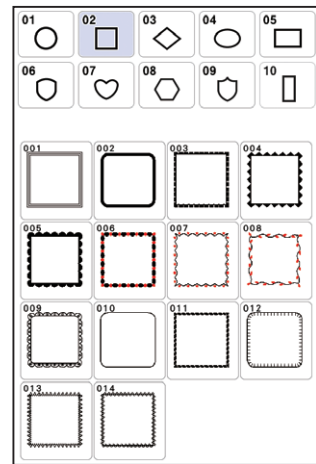
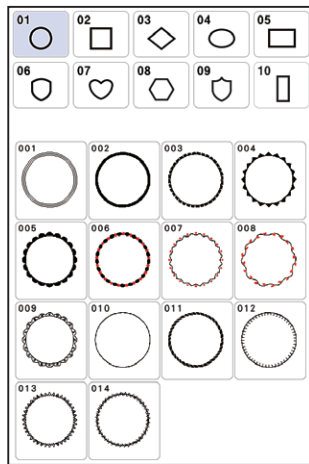

针迹花样摘要
 재봉 패턴 요약

04
 AB



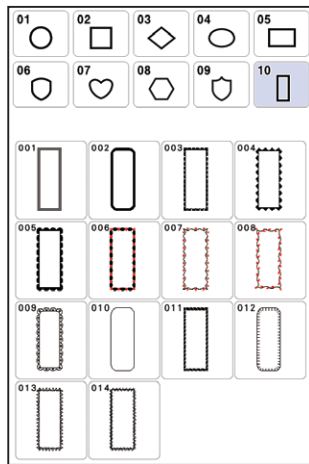
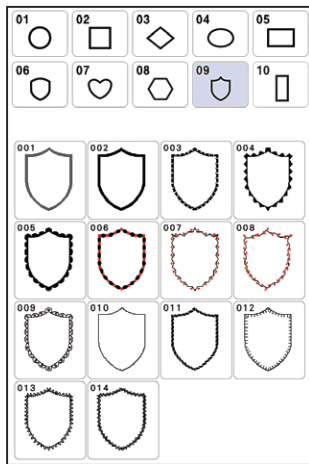
05
 AB

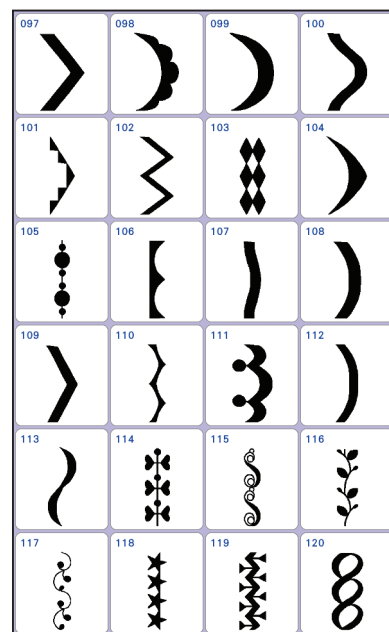



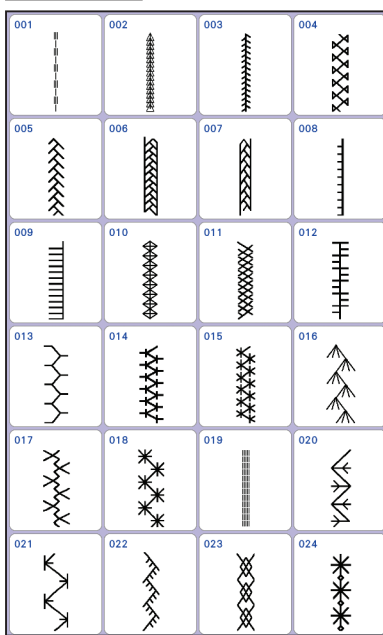





Summary of Stitch Patterns
刺繡花樣概要

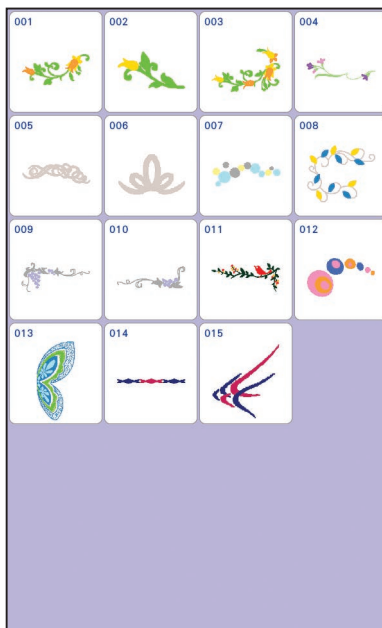
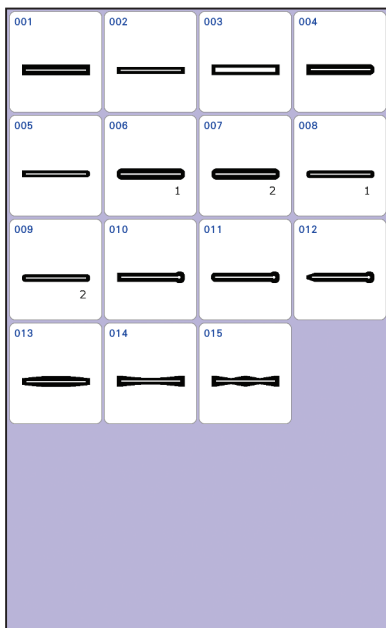
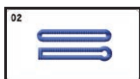
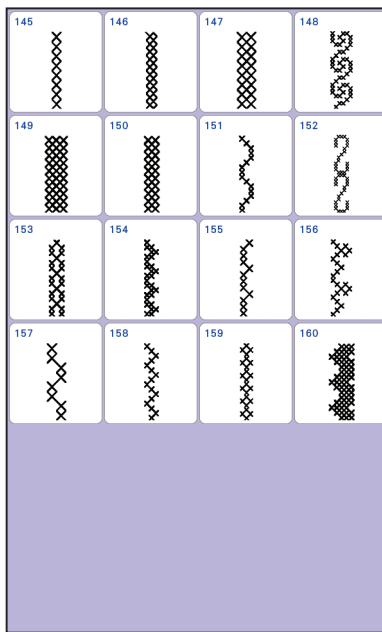

针迹花样摘要
재봉 패턴 요약





Summary of Stitch Patterns
刺繡花樣概要

针迹花样摘要
재봉 패턴 요약



Embroidery Pattern Color Change Table 刺繡花樣顏色轉換表

绣花花样换色顺序表 자수 패턴 색 변경 표

Embroidery time and size of each design in this guide may differ from the information on the machine display. Please use as a reference purpose only.

- Patterns marked with ● have been rotated. Check your design placement prior to embroidering.
- ♥ Refer to the operation manual for the embroidery machine for details on how to embroider appliqués.
- ☞ Embroidering on water-soluble sheets without any fabric. For details, refer to page 95.
- 📏 Due to the complexity of this pattern, we recommend embroidering it at its default size.

本手冊上所標示的花樣的刺繡時間及大小會與機器螢幕上顯示的有所不同。本手冊僅為參考用。

- 以 ● 標記的花樣已旋轉。刺繡前先檢查設計位置。
- ♥ 關於如何進行貼布繡的詳細資訊，請參考刺繡縫紉機的使用說明書。
- ☞ 使用水溶性紙刺繡，而不使用任何布料。關於詳細指示，請參閱第 95 頁。
- 📏 由於本花樣的複雜性，建議使用預設尺寸進行刺繡。

本指南中每个设计花样的绣花时间及尺寸大小可能与您机器上显示的信息有所不同。本指南仅供参考。

- 已旋转带有●标记的花样。绣制前检查您的设计布局。
- ♥ 有关如何绣制贴布绣的详细信息，请参见绣花机的使用说明书。
- ☞ 绣制在无布料的水溶性衬纸上。有关详细信息，请参见第95页。
- 📏 由于此花样比较复杂，我们建议以默认尺寸进行绣制。

자수시간과 사이즈는 자수기에 표시되는 정보와 다를 수 있습니다. 참고용으로 사용하시길 바랍니다.

- 표시 패턴은 회전된 상태입니다. 자수 놓기 전에 디자인 배치를 확인하세요.
- ♥ 아플리케 자수 방법에 관한 자세한 내용은 자수기 작동 설명서를 참조하세요.
- ☞ 천 없이 수용성 시트에 자수를 놓습니다. 자세한 내용은 95페이지를 참조하세요.
- 📏 복잡한 패턴이므로 기본 크기로 자수 놓는 것이 좋습니다.

Order to embroider
绣制顺序
刺繡順序
자수 순서



Embroidery thread color
绣花线色
繡線顏色
자수 실 색

47 min	
1	(001)
2	(542)
3	(534)
4	(124)
5	(085)
6	(086)
7	(333)
8	(124)
9	(085)
10	(086)
11	(333)
12	(513)
13	(542)
14	(534)
↓	190.9 mm
↔	166.6 mm


Time required for embroidering
绣花需要的时间
刺繡所需的時間
자수에 필요한 시간

Embroidery thread color number
绣花线色编号
繡線顏色編號
자수 실 색 번호

Embroidery size
绣花尺寸
刺繡尺寸
자수 크기

❖ Modern Artworks
❖ 現代設計

❖ 現代藝術
❖ 모던 아트워크



● No.1



124 min		
1 (085)	19 (124)	37 (513)
2 (513)	20 (085)	38 (542)
3 (534)	21 (086)	39 (079)
4 (124)	22 (333)	40 (534)
5 (085)	23 (542)	41 (542)
6 (086)	24 (513)	42 (399)
7 (333)	25 (534)	43 (843)
8 (502)	26 (001)	44 (079)
9 (534)	27 (542)	45 (333)
10 (542)	28 (534)	46 (534)
11 (124)	29 (124)	47 (502)
12 (079)	30 (085)	48 (027)
13 (333)	31 (086)	49 (348)
14 (534)	32 (333)	50 (079)
15 (001)	33 (124)	51 (333)
16 (086)	34 (085)	52 (534)
17 (513)	35 (086)	
18 (534)	36 (333)	
↓ 327.6 mm ↔ 235.4 mm		

No.2



47 min	
1 (001)	
2 (542)	
3 (534)	
4 (124)	
5 (085)	
6 (086)	
7 (333)	
8 (124)	
9 (085)	
10 (086)	
11 (333)	
12 (513)	
13 (542)	
14 (534)	
↓ 190.9 mm ↔ 166.6 mm	

No.3

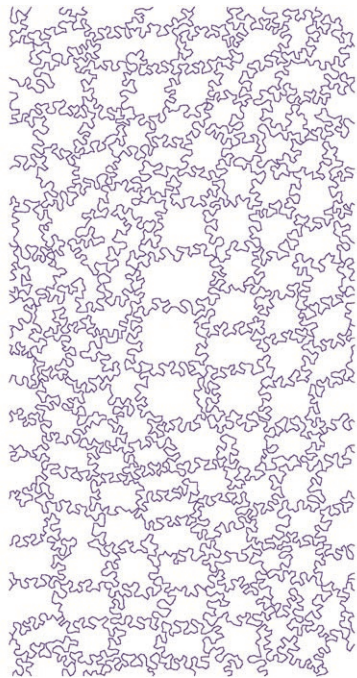


16 min	
1 (339)	
2 (085)	
3 (086)	
4 (807)	
5 (124)	
6 (001)	
7 (058)	
8 (337)	
9 (085)	
10 (086)	
11 (807)	
12 (124)	
13 (001)	
14 (058)	
↓ 115.7 mm ↔ 105.6 mm	

No.4



18 min	
1 (337)	
2 (214)	
3 (515)	
4 (214)	
↓ 118.9 mm ↔ 71.1 mm	



No.5		15 min
1		(614)
		↓ 353.0 mm
		↔ 182.1 mm



*1 No.8		24 min
1		(399)
2		(328)
3		(001)
4		(399)
5		(328)
6		(001)
7		(399)
8		(328)
		↓ 121.8 mm
		↔ 173.8 mm



*1 No.9		13 min
1		(019)
2		(406)
3		(328)
4		(086)
5		(085)
6		(328)
		↓ 50.1 mm
		↔ 130.4 mm



No.6		84 min
1		(001)
2		(330)
3		(513)
4		(079)
5		(086)
6		(807)
7		(513)
8		(001)
9		(330)
10		(079)
11		(086)
12		(807)
13		(513)
14		(001)
15		(330)
16		(079)
17		(086)
18		(807)
19		(513)
20		(001)
21		(330)
22		(079)
23		(086)
24		(807)
25		(513)
26		(001)
27		(330)
		↓ 184.9 mm ↔ 184.9 mm




*1 No.10		6 min
1		(405)
2		(534)
3		(399)
		↓ 59.6 mm
		↔ 71.6 mm



*1 No.11		15 min
1		(607)
2		(507)
3		(005)
4		(607)
5		(405)
6		(005)
		↓ 98.6 mm
		↔ 66.8 mm



No.7		15 min
1		(001)
2		(513)
3		(330)
4		(079)
5		(086)
6		(807)
7		(513)
8		(001)
9		(330)
		↓ 98.9 mm ↔ 196.9 mm




No.12		51 min
1		(017)
2		(001)
3		(405)
4		(005)
5		(405)
6		(542)
7		(017)
8		(534)
		↓ 194.1 mm
		↔ 194.1 mm

- *1 Use Brother metallic thread in place of embroidery thread to highlight certain embroidery segments.
- *1 使用Brother金属线替代了绣花线以高亮显示特定绣花部分。
- *1 使用 Brother 金属线代替繡線以強調某些刺繡部分。
- *1 자수 실 대신 Brother 금속 실을 사용하여 특정 자수 부분을 강조 표시하세요.

Embroidery Pattern Color Change Table
刺繡花樣顏色轉換表

绣花花样换色顺序表
자수 패턴 색 변경 표



No.13

24 min	
1	■ (405)
↓	188.9 mm
↔	189.0 mm



No.14

15 min	
1	■ (542)
2	■ (017)
3	■ (005)
4	■ (405)
↓	90.3 mm
↔	90.4 mm

✂ Frames for split designs
✂ 花框設計

✂ 设计框架
✂ 디자인 프레임



● No.1

51 min			
1	■ (707)	5	■ (707)
2	■ (079)	6	■ (079)
3	■ (707)	7	■ (707)
4	■ (804)	8	■ (804)
↓	354.0 mm ↔		234.3 mm



No.3

35 min	
1	■ (017)
2	■ (515)
3	■ (206)
4	■ (517)
5	■ (079)
6	■ (124)
7	■ (086)
8	■ (017)
9	■ (515)
10	■ (206)
11	■ (517)
12	■ (079)
13	■ (124)
14	■ (086)
↓	135.5 mm
↔	158.2 mm



No.2

10 min	
1	■ (058)
2	■ (502)
3	■ (019)
4	■ (058)
↓	63.1 mm
↔	162.8 mm



No.4

14 min	
1	■ (107)
2	■ (900)
3	■ (107)
4	■ (900)
↓	104.3 mm
↔	185.5 mm




No.5

3 min	
1	■ (107)
2	■ (900)
↓	67.5 mm
↔	36.3 mm



❖ Zentangle
❖ 禪繞設計

❖ 禪繞畫
❖ 젠탕글



No.1

8 min	
1	■ (900)
↓	95.9 mm
↔	96.6 mm



No.2

12 min	
1	■ (900)
↓	96.8 mm
↔	96.2 mm



● No.4

99 min	
1	■ (613)
2	■ (406)
3	■ (900)
↓	351.1 mm
↔	235.8 mm



No.3

65 min	
1	■ (704)
2	■ (900)
3	■ (612)
4	■ (019)
5	■ (800)
6	■ (900)
7	■ (612)
8	■ (900)
9	■ (019)
10	■ (900)
↓	353.4 mm
↔	170.6 mm



No.5

47 min	
1	■ (612)
2	■ (607)
3	■ (900)
4	■ (612)
5	■ (607)
6	■ (900)
7	■ (542)
8	■ (900)
↓	345.8 mm
↔	235.6 mm

Embroidery Pattern Color Change Table
刺繡花樣顏色轉換表

绣花花样换色顺序表
자수 패턴 색 변경 표




No.6

32 min	
1	(612)
2	(607)
3	(900)
4	(542)
5	(607)
6	(900)
↓	296.0 mm
↔	155.3 mm

❖ Black Line
❖ 黑線設計

❖ 黑色线条
❖ 블랙라인



No.1

26 min	
1	(900)
↓	310.4 mm
↔	235.2 mm



No.3

15 min	
1	(900)
↓	195.9 mm
↔	195.9 mm



No.2

2 min	
1	(900)
↓	81.0 mm
↔	85.0 mm



No.4

16 min	
1	(328)
↓	195.9 mm
↔	195.9 mm



No.5 16 min
 1 (328)
 ↓ 195.9 mm
 ↔ 195.9 mm



No.6 17 min
 1 (900)
 ↓ 195.9 mm
 ↔ 195.9 mm




❖ Marine life
 ❖ 海洋設計

❖ 海洋生物
 ❖ 바다 라이프



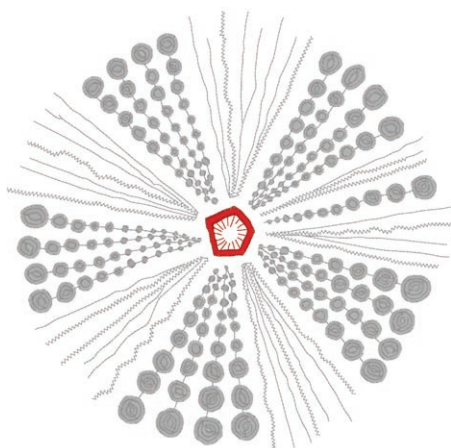
No.1 30 min
 1 (019)
 2 (017)
 ↓ 152.5 mm
 ↔ 117.9 mm




No.3 21 min
 1 (005)
 ↓ 132.3 mm
 ↔ 113.4 mm



No.2 40 min
 1 (800)
 2 (005)
 ↓ 231.9 mm
 ↔ 234.4 mm



● **No.4** 18 min
 1 (030)
 2 (420)
 ↓ 289.9 mm
 ↔ 129.3 mm



Embroidery Pattern Color Change Table
刺繡花樣顏色轉換表

绣花花样换色顺序表
자수 패턴 색 변경 표



No.5

8 min	
1	■ (328)
↓	83.1 mm
↔	68.0 mm

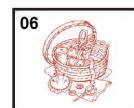


No.6

11 min	
1	■ (019)
↓	276.2 mm
↔	72.7 mm

❖ Redwork
❖ 紅線設計

❖ 紅线绣花
❖ 레드워크



No.1

8 min	
1	■ (158)
↓	164.9 mm
↔	137.3 mm

Country (🇺🇸)



No.4

4 min	
1	■ (158)
↓	96.8 mm
↔	130.0 mm

Country (🇺🇸)



No.2

10 min	
1	■ (158)
↓	141.6 mm
↔	118.2 mm

Country (🇺🇸)



No.5

6 min	
1	■ (158)
↓	109.2 mm
↔	111.4 mm

Country (🇺🇸)



No.3

6 min	
1	■ (158)
↓	116.5 mm
↔	116.5 mm

Country (🇺🇸)



No.6

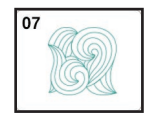
7 min	
1	■ (158)
↓	119.6 mm
↔	98.7 mm

Country (🇺🇸)



❖ Quilt
❖ 拼布壓線設計

❖ 紵縫
❖ 킨트



No.1 24 min

1	Orange (339)
2	Purple (613)
3	Green (517)
4	Orange (339)
5	Purple (613)
6	Green (517)

↓ 234.7 mm
↔ 235.0 mm

No.4 4 min

1	Green (517)
2	Purple (613)
3	Orange (339)

↓ 87.0 mm
↔ 88.1 mm

No.5 13 min

1	Light Green (509)
2	Blue (420)

↓ 195.0 mm
↔ 195.1 mm

No.2 12 min

1	Purple (613)
2	Orange (339)
3	Green (517)
4	Purple (613)

↓ 146.7 mm
↔ 147.1 mm

No.6 3 min

1	Teal (534)
---	------------

↓ 64.4 mm
↔ 64.5 mm

No.3 7 min

1	Green (517)
2	Purple (613)
3	Orange (339)

↓ 87.4 mm
↔ 148.0 mm


No.7 26 min

1	Pink (086)
2	Blue (406)
3	Pink (086)
4	Purple (620)

↓ 195.8 mm
↔ 195.9 mm


Embroidery Pattern Color Change Table
刺繡花樣顏色轉換表

绣花花样换色顺序表
자수 패턴 색 변경 표



No.8

4 min	
1	■ (406)
2	■ (086)
↓	47.2 mm
↔	121.5 mm




No.9

27 min	
1	■ (005)
2	■ (542)
3	■ (070)
4	■ (804)
5	■ (399)
↓	195.6 mm
↔	195.6 mm

❖ Decoration
❖ 裝飾設計

❖ 装饰
❖ 데코레이션



No.1

15 min	
1	■ (070)
2	■ (406)
3	■ (399)
↓	92.8 mm
↔	92.8 mm



No.5

6 min	
1	■ (214)
2	■ (328)
↓	43.3 mm
↔	125.7 mm



No.2

5 min	
1	■ (070)
2	■ (399)
↓	30.5 mm
↔	102.2 mm



No.6

20 min	
1	■ (001)
2	■ (007)
↓	71.0 mm
↔	171.3 mm



No.3

9 min	
1	■ (214)
2	■ (328)
↓	68.7 mm
↔	68.7 mm



No.7

13 min	
1	■ (007)
2	■ (534)
↓	71.9 mm
↔	173.2 mm



No.4

2 min	
1	■ (807)
2	■ (214)
↓	29.2 mm
↔	29.2 mm



No.8

9 min	
1	■ (007)
↓	35.9 mm
↔	173.8 mm



❖ Blue Flowers
❖ 藍花設計

❖ 藍色花朵
❖ 블루 플라워



No.1		58 min
1	□	(001)
2	□	(017)
3	■	(019)
4	■	(420)
5	■	(406)
6	□	(017)
7	■	(019)
↓		153.0 mm
↔		149.8 mm



No.5		5 min
1	□	(017)
2	■	(420)
3	■	(406)
4	■	(019)
↓		50.1 mm
↔		52.4 mm



No.2		15 min
1	□	(001)
2	□	(017)
3	■	(019)
4	■	(420)
5	■	(406)
6	■	(019)
7	■	(406)
↓		49.6 mm
↔		130.4 mm



No.6		2 min
1	■	(406)
↓		21.3 mm
↔		76.4 mm



No.3		3 min
1	□	(001)
2	■	(019)
3	□	(017)
4	■	(420)
5	■	(406)
6	□	(017)
↓		41.5 mm
↔		31.5 mm



No.4		20 min
1	□	(001)
2	□	(017)
3	■	(019)
4	■	(420)
5	■	(406)
6	■	(420)
7	□	(017)
8	■	(019)
9	■	(406)
↓		54.1 mm
↔		170.5 mm

Embroidery Pattern Color Change Table
刺繡花樣顏色轉換表

绣花花样换色顺序表
자수 패턴 색 변경 표

❖ Vintage Designs
❖ 復古設計

❖ 复古风格
❖ 빈티지 디자인



No.1 126 min

1	(307)	17	(509)
2	(019)	18	(507)
3	(323)	19	(307)
4	(019)	20	(515)
5	(515)	21	(323)
6	(509)	22	(019)
7	(507)	23	(208)
8	(086)	24	(812)
9	(085)	25	(085)
10	(107)	26	(086)
11	(323)	27	(085)
12	(812)	28	(107)
13	(085)	29	(812)
14	(208)	30	(208)
15	(509)	31	(328)
16	(328)	32	(509)

↓ 354.7 mm ⇔ 214.3 mm



No.3 18 min

1	(001)
2	(542)
3	(214)
4	(519)
5	(214)
6	(001)
7	(542)
8	(800)
9	(086)
10	(519)
11	(620)

↓ 221.6 mm
⇔ 47.1 mm



No.4 31 min

1	(214)
2	(519)
3	(001)
4	(542)
5	(800)
6	(001)
7	(542)
8	(086)
9	(620)

↓ 151.6 mm
⇔ 209.4 mm



No.2 36 min

1	(515)
2	(509)
3	(507)
4	(019)
5	(208)
6	(307)
7	(086)
8	(085)
9	(107)
10	(509)
11	(208)

↓ 150.6 mm
⇔ 103.7 mm



No.5 27 min

1	(017)
2	(019)
3	(017)
4	(406)
5	(019)
6	(328)
7	(010)
8	(208)
9	(086)
10	(807)
11	(107)
12	(079)
13	(328)

↓ 136.0 mm
⇔ 116.0 mm



No.6 **7 min**

1	(206)
2	(126)
3	(328)
4	(010)
↓	59.9 mm
↔	40.5 mm



No.10 **8 min**

1	(019)
2	(085)
3	(804)
4	(513)
5	(502)
6	(010)
7	(206)
8	(010)
↓	61.7 mm
↔	162.5 mm



No.7 **25 min**

1	(328)
2	(079)
3	(086)
4	(807)
5	(107)
6	(086)
7	(807)
8	(079)
9	(107)
10	(086)
11	(807)
12	(208)
13	(079)
14	(086)
15	(807)
16	(107)
↓	118.0 mm
↔	228.3 mm



No.11 **9 min**

1	(007)
2	(001)
3	(208)
4	(079)
5	(086)
6	(007)
↓	113.4 mm
↔	71.8 mm



No.12 **12 min**

1	(007)
2	(079)
3	(086)
4	(208)
5	(007)
↓	55.6 mm
↔	175.7 mm



No.8 **5 min**

1	(328)
2	(079)
3	(086)
4	(807)
5	(107)
↓	73.6 mm
↔	49.2 mm



No.13 **15 min**

1	(019)
2	(001)
3	(804)
4	(607)
↓	149.3 mm
↔	98.2 mm



No.9 **13 min**

1	(513)
2	(502)
3	(010)
4	(086)
5	(085)
6	(019)
7	(206)
8	(079)
9	(124)
10	(010)
↓	92.1 mm
↔	91.7 mm



No.14 **19 min**

1	(019)
2	(001)
3	(804)
4	(607)
↓	211.1 mm
↔	98.3 mm



Embroidery Pattern Color Change Table
刺繡花樣顏色轉換表

绣花花样换色顺序表
자수 패턴 색 변경 표

No.15

21 min	
1	(001)
2	(019)
3	(007)
4	(001)
5	(804)
↓	142.2 mm
↔	82.1 mm



No.16

22 min	
1	(001)
2	(019)
3	(007)
4	(001)
5	(019)
6	(007)
7	(804)
↓	209.6 mm
↔	77.8 mm



✧ Applique
✧ 貼布繡設計

✧ 貼布绣
✧ 아플리케




♥ No.1

29 min	
1	(206)
2	(399)
3	(017)
4	(206)
5	(206)
6	(206)
7	(399)
8	(399)
9	(804)
10	(017)
11	(017)
12	(019)
13	(001)
14	(502)
15	(607)
16	(704)
17	(001)
18	(502)
19	(810)
20	(502)
21	(704)
22	(001)
23	(502)
24	(070)
25	(502)
26	(704)
↓	173.1 mm ↔ 173.6 mm



♥ No.3

8 min	
1	(800)
2	(620)
3	(800)
4	(800)
5	(001)
6	(800)
↓	115.6 mm
↔	174.0 mm




♥ No.2

10 min	
1	(399)
2	(399)
3	(399)
4	(509)
5	(085)
6	(086)
7	(019)
8	(001)
9	(085)
↓	93.0 mm
↔	176.5 mm



♥ No.4

16 min	
1	(019)
2	(800)
3	(086)
4	(399)
5	(019)
6	(019)
7	(800)
8	(800)
9	(086)
10	(086)
11	(209)
12	(900)
13	(001)
↓	181.3 mm
↔	193.3 mm





♥ No.5



14 min	
1	-----× (001)
2	----- (001)
3	~~~~~ (001)
4	■ (202)
5	■ (307)
6	■ (206)
7	■ (017)
8	■ (058)
9	□ (001)
10	■ (202)
11	■ (513)
12	■ (509)
13	■ (206)
↓ 86.6 mm	
↔ 173.2 mm	

♥ No.6



12 min	
1	-----× (001)
2	----- (001)
3	~~~~~ (001)
4	■ (509)
5	■ (086)
6	■ (019)
7	■ (513)
8	■ (126)
9	■ (019)
10	■ (206)
11	□ (001)
↓ 124.7 mm	
↔ 70.8 mm	

❖ Seasonal Designs
❖ 四季設計

❖ 节日
❖ 시즌 이벤트



No.1



31 min	
1	■ (843)
2	■ (206)
3	■ (800)
4	□ (001)
5	■ (517)
6	■ (323)
7	■ (206)
8	■ (843)
9	■ (337)
10	■ (517)
11	■ (843)
12	□ (001)
13	■ (206)
14	■ (800)
15	■ (323)
16	□ (001)
↓ 221.2 mm	
↔ 149.6 mm	

No.2



23 min	
1	■ (307)
2	■ (124)
3	■ (030)
4	■ (206)
5	■ (900)
6	■ (517)
7	■ (800)
8	■ (307)
9	■ (399)
10	■ (800)
11	■ (079)
12	■ (900)
↓ 129.0 mm	
↔ 72.6 mm	

No.3



16 min	
1	■ (019)
2	■ (323)
3	■ (339)
4	□ (001)
5	■ (348)
6	■ (214)
7	■ (307)
8	■ (337)
9	■ (206)
10	■ (900)
11	■ (517)
12	■ (800)
13	□ (001)
14	■ (800)
↓ 100.4 mm	
↔ 134.2 mm	

No.4



38 min	
1	■ (208)
2	□ (001)
3	■ (208)
4	■ (209)
5	■ (607)
6	■ (005)
7	■ (900)
8	■ (209)
↓ 134.6 mm	
↔ 186.5 mm	

Embroidery Pattern Color Change Table
刺繡花樣顏色轉換表

绣花花样换色顺序表
자수 패턴 색 변경 표



♥ No.5

30 min	
1	× (124)
2	(124)
3	(086)
4	(205)
5	(337)
6	(001)
7	(086)
8	(001)
9	(019)
10	(900)
11	(086)
12	(126)
13	(205)
14	(513)
15	(205)
16	(019)
17	(205)
18	(126)
19	(205)
20	(126)
21	(205)
22	(019)
23	(205)
24	(513)
25	(205)
26	(019)
27	(205)
28	(019)
29	(205)
30	(513)
31	(205)
32	(126)
33	(205)

① ② ③ ④ ⑤ ⑥ ⑦ ⑧ ⑨ ⑩

↓ 154.7 mm ⇔ 105.2 mm




♥ No.6

11 min	
1	× (534)
2	(534)
3	(534)
4	(001)
5	(513)
6	(307)
7	(079)
8	(019)
9	(205)
10	(001)
11	(323)
12	(800)

↓ 107.5 mm ⇔ 175.5 mm

✿ Animals
✿ 寵物設計

✿ 动物
✿ 동물



No.1

13 min	
1	(001)
2	(613)
3	(900)

↓ 151.3 mm
⇔ 52.8 mm



No.3

7 min	
1	(126)
2	(206)
3	(900)
4	(019)
5	(030)
6	(900)

↓ 110.8 mm
⇔ 83.2 mm



No.2

37 min	
1	(328)
2	(206)
3	(900)
4	(209)

↓ 120.8 mm
⇔ 171.3 mm



No.4

9 min	
1	(337)
2	(900)

↓ 34.5 mm
⇔ 148.0 mm



No.5

11 min	
1	(019)
2	(337)
3	(613)
4	(900)

↓ 105.0 mm
⇔ 68.2 mm




❖ Floral Redwork
❖ 花樣設計

❖ 花卉红线
❖ 꽃 레드워크



No.1
21 min
1 (158)
↓ 220.7 mm
↔ 215.3 mm
Country (C)



No.4
15 min
1 (158)
↓ 214.8 mm
↔ 205.3 mm
Country (C)



No.2
15 min
1 (158)
↓ 229.2 mm
↔ 230.3 mm
Country (C)



No.5
13 min
1 (158)
↓ 214.0 mm
↔ 202.3 mm
Country (C)



No.3
13 min
1 (158)
↓ 208.1 mm
↔ 196.5 mm
Country (C)



No.6
9 min
1 (158)
↓ 175.2 mm
↔ 169.8 mm
Country (C)

Embroidery Pattern Color Change Table
刺繡花樣顏色轉換表

绣花花样换色顺序表
자수 패턴 색 변경 표



No.7

8 min	
1	■ (158)
↓	172.6 mm
↔	187.5 mm

Country (🇰🇷)



No.9

6 min	
1	■ (158)
↓	95.8 mm
↔	95.6 mm

Country (🇰🇷)



No.8

5 min	
1	■ (158)
↓	99.0 mm
↔	125.0 mm

Country (🇰🇷)



● No.10

10 min	
1	■ (158)
↓	345.3 mm
↔	90.4 mm

Country (🇰🇷)

❖ Border Designs
❖ 花邊設計

❖ 边框花样
❖ 보더



No.1

9 min	
1	■ (804)
2	■ (415)
3	■ (542)
↓	46.7 mm
↔	132.5 mm



No.4

13 min	
1	■ (085)
2	■ (807)
3	■ (001)
↓	63.6 mm
↔	129.9 mm



No.2

5 min	
1	■ (399)
↓	69.1 mm
↔	133.9 mm



No.5

10 min	
1	■ (017)
↓	55.6 mm
↔	125.7 mm



No.3

14 min	
1	■ (214)
↓	70.9 mm
↔	136.0 mm



No.6

8 min	
1	■ (406)
2	■ (612)
↓	50.6 mm
↔	94.6 mm



No.7

6 min	
1	■ (406)
2	■ (612)
↓	58.5 mm
↔	73.3 mm



No.9

15 min	
1	■ (420)
2	■ (534)
3	■ (019)
4	■ (208)
5	■ (509)
↓	52.6 mm
↔	187.2 mm



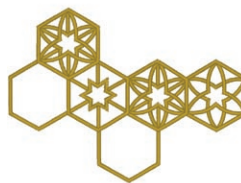
No.8

9 min	
1	■ (420)
2	■ (509)
3	■ (019)
4	■ (208)
↓	64.8 mm
↔	94.4 mm



No.10

9 min	
1	■ (328)
↓	92.2 mm
↔	125.9 mm



❁ Variety
❁ 多彩設計

❁ 多样化
❁ 버라이어티



● No.1

41 min			
1	■ (124)	12	■ (124)
2	■ (513)	13	■ (513)
3	■ (005)	14	■ (005)
4	■ (079)	15	■ (079)
5	■ (086)	16	■ (086)
6	■ (206)	17	■ (206)
7	■ (513)	18	■ (513)
8	■ (005)	19	■ (005)
9	■ (124)	20	■ (124)
10	■ (079)	21	■ (079)
11	■ (086)	22	■ (086)
↓	246.0 mm		↔ 144.0 mm



No.2

12 min	
1	■ (124)
2	■ (513)
3	■ (005)
4	■ (079)
5	■ (086)
6	■ (206)
↓	90.9 mm
↔	90.5 mm



No.3


48 min	
1	■ (706)
2	■ (473)
3	■ (003)
4	■ (015)
5	■ (604)
6	■ (624)
7	■ (354)
8	■ (706)
9	■ (473)
10	■ (003)
11	■ (015)
12	■ (604)
13	■ (624)
14	■ (354)
↓	185.9 mm
↔	185.9 mm



Country (C)

Embroidery Pattern Color Change Table
刺繡花樣顏色轉換表

绣花花样换色顺序表
자수 패턴 색 변경 표



No.4 47 min

1	(804)
2	(810)
3	(607)
4	(017)
5	(019)
6	(085)
7	(086)
8	(027)
9	(124)
↓	156.0 mm
↔	155.1 mm



No.8 22 min

1	(399)
2	(348)
3	(507)
4	(800)
5	(348)
6	(507)
7	(800)
8	(348)
↓	95.8 mm
↔	102.3 mm



No.5 19 min

1	(202)	10	(513)
2	(406)	11	(515)
3	(019)	12	(519)
4	(513)	13	(202)
5	(515)	14	(406)
6	(519)	15	(019)
7	(202)	16	(513)
8	(406)	17	(515)
9	(019)	18	(519)
↓	76.8 mm	↔	130.5 mm



No.9 9 min

1	(405)
2	(328)
3	(107)
↓	88.2 mm
↔	92.2 mm



No.6 11 min

1	(017)
2	(001)
3	(405)
↓	56.4 mm
↔	70.0 mm



No.10 9 min

1	(542)
2	(323)
3	(415)
4	(323)
5	(542)
6	(323)
7	(415)
8	(323)
9	(415)
10	(323)
11	(406)
12	(205)
↓	91.6 mm
↔	90.1 mm



No.7 52 min

1	(399)	20	(517)
2	(328)	21	(206)
3	(206)	22	(328)
4	(337)	23	(399)
5	(339)	24	(339)
6	(517)	25	(337)
7	(328)	26	(328)
8	(399)	27	(058)
9	(542)	28	(542)
10	(058)	29	(399)
11	(542)	30	(328)
12	(399)	31	(542)
13	(517)	32	(206)
14	(206)	33	(339)
15	(339)	34	(517)
16	(058)	35	(328)
17	(337)	36	(058)
18	(542)	37	(542)
19	(328)	38	(399)
↓	239.9 mm	↔	152.6 mm



No.11 10 min

1	(507)
2	(328)
3	(001)
4	(800)
5	(328)
↓	52.8 mm
↔	98.5 mm



No.12 **13 min**

1	■ (507)
2	■ (328)
3	■ (001)
4	■ (800)
5	■ (328)
↓ 58.6 mm	
↔ 205.4 mm	



No.16 **65 min**

1	■ (843)
2	■ (517)
3	■ (843)
4	■ (517)
5	■ (843)
6	■ (517)
7	■ (843)
8	■ (107)
9	■ (843)
10	■ (517)
11	■ (843)
12	■ (517)
13	■ (843)
14	■ (517)
15	■ (843)
16	■ (107)
17	■ (843)
18	■ (107)
19	■ (614)
20	■ (517)
↓ 251.0 mm	
↔ 107.0 mm	



● **No.13** **35 min**

1	■ (542)
2	■ (019)
3	■ (007)
4	■ (399)
5	■ (810)
6	■ (019)
7	■ (542)
8	■ (810)
9	■ (007)
↓ 287.2 mm	
↔ 94.4 mm	



No.17 **38 min**

1	■ (843)
2	■ (614)
3	■ (517)
4	■ (843)
5	■ (517)
6	■ (843)
7	■ (517)
8	■ (843)
9	■ (614)
↓ 154.1 mm	
↔ 118.7 mm	



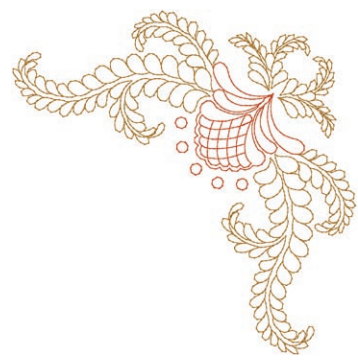
No.14 **9 min**

1	■ (614)
2	■ (620)
3	■ (405)
↓ 82.4 mm	
↔ 91.2 mm	



No.18 **4 min**

1	■ (030)
2	■ (323)
↓ 181.2 mm	
↔ 180.4 mm	




No.15 **9 min**

1	■ (900)
2	■ (085)
3	■ (086)
4	■ (807)
↓ 47.9 mm	
↔ 161.3 mm	



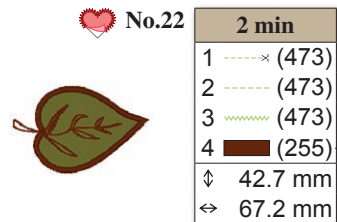
Embroidery Pattern Color Change Table
刺繡花樣顏色轉換表

绣花花样换色顺序表
자수 패턴 색 변경 표



No.19 **28 min**

1	■ (817)
2	■ (620)
3	■ (817)
4	■ (620)
5	■ (607)
6	■ (817)
7	■ (620)
8	■ (607)
9	■ (817)
10	■ (620)
11	■ (607)
12	■ (620)
↓	199.0 mm
↔	199.0 mm



No.22 **2 min**


1	---× (473)
2	--- (473)
3	--- (473)
4	■ (255)
↓	42.7 mm
↔	67.2 mm

Country ()



No.20 **14 min**

1	■ (107)
2	■ (005)
3	■ (415)
4	■ (214)
↓	188.7 mm
↔	191.2 mm



No.21 **14 min**

1	■ (005)
2	■ (070)
3	■ (704)
4	■ (612)
↓	194.2 mm
↔	194.2 mm



❖ Floral Alphabet #1
❖ 花飾字母 #1

❖ 花纹字母#1
❖ 꽃 알파벳 #1



No.1 **12 min**

1	Yellow (214)
2	Gold (348)
3	Blue (019)
4	Green (515)
5	Red (030)
↓	135.5 mm
↔	132.4 mm

No.5 **11 min**

1	Yellow (214)
2	Gold (348)
3	Red (030)
4	Green (515)
5	Blue (019)
↓	123.1 mm
↔	102.7 mm

No.9 **7 min**

1	Yellow (214)
2	Gold (348)
3	Blue (019)
4	Green (515)
5	Red (030)
↓	123.6 mm
↔	63.8 mm

No.2 **12 min**

1	Yellow (214)
2	Gold (348)
3	Red (030)
4	Green (515)
5	Blue (019)
↓	121.4 mm
↔	92.0 mm

No.6 **8 min**

1	Yellow (214)
2	Gold (348)
3	Green (515)
4	Red (030)
5	Blue (019)
↓	117.8 mm
↔	88.9 mm

No.10 **7 min**

1	Yellow (214)
2	Gold (348)
3	Red (030)
4	Green (515)
5	Blue (019)
↓	140.8 mm
↔	80.4 mm

No.3 **10 min**

1	Yellow (214)
2	Gold (348)
3	Red (030)
4	Green (515)
5	Blue (019)
↓	123.1 mm
↔	102.6 mm

No.7 **12 min**

1	Yellow (214)
2	Gold (348)
3	Green (515)
4	Red (030)
5	Blue (019)
↓	139.9 mm
↔	100.2 mm

No.11 **12 min**

1	Yellow (214)
2	Gold (348)
3	Blue (019)
4	Green (515)
5	Red (030)
↓	105.4 mm
↔	117.7 mm

No.4 **11 min**

1	Yellow (214)
2	Gold (348)
3	Green (515)
4	Red (030)
5	Blue (019)
↓	109.5 mm
↔	104.7 mm

No.8 **10 min**

1	Yellow (214)
2	Gold (348)
3	Green (515)
4	Red (030)
5	Blue (019)
↓	127.6 mm
↔	105.8 mm


No.12 **9 min**

1	Yellow (214)
2	Gold (348)
3	Red (030)
4	Green (515)
5	Blue (019)
↓	105.3 mm
↔	100.1 mm

Embroidery Pattern Color Change Table
刺繡花樣顏色轉換表


绣花花样换色顺序表
자수 패턴 색 변경 표

No.13 13 min




1	(214)
2	(348)
3	(515)
4	(019)
5	(030)
↓	129.4 mm
↔	144.5 mm

No.18 12 min




1	(214)
2	(348)
3	(019)
4	(515)
5	(030)
↓	113.9 mm
↔	110.4 mm

No.23 13 min




1	(214)
2	(348)
3	(030)
4	(515)
5	(019)
↓	102.2 mm
↔	125.7 mm

No.14 11 min




1	(214)
2	(348)
3	(515)
4	(030)
5	(019)
↓	110.6 mm
↔	108.6 mm

No.19 11 min




1	(214)
2	(348)
3	(019)
4	(515)
5	(030)
↓	121.0 mm
↔	93.8 mm

No.24 12 min




1	(214)
2	(348)
3	(515)
4	(030)
5	(019)
↓	103.7 mm
↔	121.6 mm

No.15 11 min




1	(214)
2	(348)
3	(030)
4	(515)
5	(019)
↓	102.8 mm
↔	91.1 mm

No.20 10 min




1	(214)
2	(348)
3	(019)
4	(515)
5	(030)
↓	102.5 mm
↔	104.1 mm

No.25 9 min




1	(214)
2	(348)
3	(019)
4	(515)
5	(030)
↓	138.1 mm
↔	120.0 mm

No.16 10 min



1	(214)
2	(348)
3	(030)
4	(515)
5	(019)
↓	112.1 mm
↔	101.7 mm

No.21 9 min




1	(214)
2	(348)
3	(515)
4	(019)
5	(030)
↓	103.2 mm
↔	108.0 mm

No.26 10 min




1	(214)
2	(348)
3	(019)
4	(515)
5	(030)
↓	104.8 mm
↔	120.9 mm

No.17 11 min




1	(214)
2	(348)
3	(019)
4	(515)
5	(030)
↓	120.7 mm
↔	93.2 mm

No.22 8 min




1	(214)
2	(348)
3	(019)
4	(515)
5	(030)
↓	126.0 mm
↔	123.4 mm

◆ Example ◆ 示例 ◆ 範例
◆ 예



No.27 12 min

1	(214)
2	(348)
3	(019)
4	(515)
5	(030)
↓	135.5 mm
↔	132.4 mm





No.27

1 min	
1	■ (214)
2	■ (030)
3	■ (515)
↓	18.2 mm
⇔	22.4 mm



No.28

5 min	
1	■ (214)
2	■ (515)
3	■ (019)
4	■ (030)
↓	49.3 mm
⇔	186.1 mm



No.29

6 min	
1	■ (019)
2	■ (214)
3	■ (030)
↓	57.3 mm
⇔	172.8 mm



No.30

5 min	
1	■ (214)
2	■ (030)
3	■ (019)
↓	40.9 mm
⇔	179.5 mm



Embroidery Pattern Color Change Table
刺繡花樣顏色轉換表

绣花花樣換色順序表
자수 패턴 색 변경 표

❖ Calligraphy
❖ 書法花樣

❖ 书法花樣
❖ 캘리그래피

02
AB

<p>No.1</p> 	<p>12 min</p> <p>1 ■ (900)</p> <p>↓ 129.3 mm</p> <p>↔ 155.4 mm</p>	<p>No.5</p> 	<p>12 min</p> <p>1 ■ (900)</p> <p>↓ 125.6 mm</p> <p>↔ 84.2 mm</p>	<p>No.9</p> 	<p>9 min</p> <p>1 ■ (900)</p> <p>↓ 128.2 mm</p> <p>↔ 103.8 mm</p>
<p>No.2</p> 	<p>13 min</p> <p>1 ■ (900)</p> <p>↓ 132.8 mm</p> <p>↔ 97.7 mm</p>	<p>No.6</p> 	<p>11 min</p> <p>1 ■ (900)</p> <p>↓ 130.3 mm</p> <p>↔ 118.5 mm</p>	<p>No.10</p> 	<p>12 min</p> <p>1 ■ (900)</p> <p>↓ 154.1 mm</p> <p>↔ 108.5 mm</p>
<p>No.3</p> 	<p>11 min</p> <p>1 ■ (900)</p> <p>↓ 127.0 mm</p> <p>↔ 88.6 mm</p>	<p>No.7</p> 	<p>13 min</p> <p>1 ■ (900)</p> <p>↓ 134.2 mm</p> <p>↔ 82.5 mm</p>	<p>No.11</p> 	<p>16 min</p> <p>1 ■ (900)</p> <p>↓ 141.8 mm</p> <p>↔ 145.5 mm</p>
<p>No.4</p> 	<p>15 min</p> <p>1 ■ (900)</p> <p>↓ 125.7 mm</p> <p>↔ 103.3 mm</p>	<p>No.8</p> 	<p>13 min</p> <p>1 ■ (900)</p> <p>↓ 134.2 mm</p> <p>↔ 143.4 mm</p>	<p>No.12</p> 	<p>15 min</p> <p>1 ■ (900)</p> <p>↓ 144.5 mm</p> <p>↔ 141.7 mm</p>



No.13 **19 min**
 1 ■ (900)
 ↓ 146.5 mm
 ⇔ 148.4 mm



No.18 **15 min**
 1 ■ (900)
 ↓ 136.9 mm
 ⇔ 139.0 mm



No.14 **16 min**
 1 ■ (900)
 ↓ 134.3 mm
 ⇔ 151.4 mm



No.19 **12 min**
 1 ■ (900)
 ↓ 129.5 mm
 ⇔ 120.1 mm



No.15 **14 min**
 1 ■ (900)
 ↓ 137.2 mm
 ⇔ 99.8 mm



No.20 **11 min**
 1 ■ (900)
 ↓ 133.2 mm
 ⇔ 116.3 mm



No.16 **14 min**
 1 ■ (900)
 ↓ 136.5 mm
 ⇔ 120.8 mm



No.21 **17 min**
 1 ■ (900)
 ↓ 136.6 mm
 ⇔ 128.4 mm



No.17 **16 min**
 1 ■ (900)
 ↓ 141.9 mm
 ⇔ 97.6 mm



No.22 **11 min**
 1 ■ (900)
 ↓ 132.3 mm
 ⇔ 142.8 mm




Embroidery Pattern Color Change Table
刺繡花樣顏色轉換表


绣花花样换色顺序表
자수 패턴 색 변경 표


	<p>No.23 19 min 1 ■ (900) ↓ 140.0 mm ↔ 158.1 mm</p>		<p>No.28 9 min 1 ■ (900) ↓ 112.6 mm ↔ 55.1 mm</p>		<p>No.34 9 min 1 ■ (900) ↓ 113.2 mm ↔ 58.4 mm</p>
	<p>No.24 16 min 1 ■ (900) ↓ 134.4 mm ↔ 117.2 mm</p>		<p>No.29 4 min 1 ■ (900) ↓ 57.8 mm ↔ 45.7 mm</p>		<p>No.35 3 min 1 ■ (900) ↓ 66.2 mm ↔ 31.0 mm</p>
	<p>No.25 14 min 1 ■ (900) ↓ 138.1 mm ↔ 95.9 mm</p>		<p>No.30 9 min 1 ■ (900) ↓ 120.5 mm ↔ 75.4 mm</p>		<p>No.36 6 min 1 ■ (900) ↓ 115.3 mm ↔ 58.4 mm</p>
	<p>No.26 14 min 1 ■ (900) ↓ 137.6 mm ↔ 148.9 mm</p>		<p>No.31 4 min 1 ■ (900) ↓ 58.9 mm ↔ 47.7 mm</p>		<p>No.37 9 min 1 ■ (900) ↓ 113.4 mm ↔ 61.8 mm</p>
	<p>No.27 5 min 1 ■ (900) ↓ 58.0 mm ↔ 62.8 mm</p>		<p>No.32 8 min 1 ■ (900) ↓ 145.7 mm ↔ 49.4 mm</p>		<p>No.38 6 min 1 ■ (900) ↓ 112.9 mm ↔ 44.5 mm</p>
	<p>No.29 5 min 1 ■ (900) ↓ 58.0 mm ↔ 62.8 mm</p>		<p>No.33 9 min 1 ■ (900) ↓ 111.4 mm ↔ 63.7 mm</p>		<p>No.39 10 min 1 ■ (900) ↓ 61.5 mm ↔ 80.5 mm</p>
	<p>No.30 7 min 1 ■ (900) ↓ 61.6 mm ↔ 61.9 mm</p>		<p>No.40 7 min 1 ■ (900) ↓ 61.6 mm ↔ 61.9 mm</p>		<p>No.40 7 min 1 ■ (900) ↓ 61.6 mm ↔ 61.9 mm</p>





No.41 **5 min**
 1  (900)
 ↓ 62.1 mm
 ⇔ 54.0 mm


No.48 **4 min**
 1  (900)
 ↓ 61.9 mm
 ⇔ 51.6 mm


No.55 **8 min**
 1  (900)
 ↓ 96.0 mm
 ⇔ 71.1 mm


No.42 **8 min**
 1  (900)
 ↓ 109.1 mm
 ⇔ 67.3 mm


No.49 **7 min**
 1  (900)
 ↓ 61.8 mm
 ⇔ 77.6 mm

No.56 **8 min**
 1  (900)
 ↓ 97.9 mm
 ⇔ 62.1 mm


No.43 **9 min**
 1  (900)
 ↓ 112.9 mm
 ⇔ 60.8 mm


No.50 **3 min**
 1  (900)
 ↓ 58.5 mm
 ⇔ 63.2 mm


No.57 **7 min**
 1  (900)
 ↓ 96.0 mm
 ⇔ 62.7 mm


No.44 **5 min**
 1  (900)
 ↓ 65.5 mm
 ⇔ 54.5 mm

No.51 **8 min**
 1  (900)
 ↓ 112.0 mm
 ⇔ 62.6 mm


No.58 **7 min**
 1  (900)
 ↓ 97.1 mm
 ⇔ 65.9 mm


No.45 **4 min**
 1  (900)
 ↓ 64.8 mm
 ⇔ 47.3 mm


No.52 **7 min**
 1  (900)
 ↓ 103.9 mm
 ⇔ 69.8 mm


No.59 **8 min**
 1  (900)
 ↓ 101.4 mm
 ⇔ 64.8 mm

No.46 **5 min**
 1  (900)
 ↓ 94.2 mm
 ⇔ 44.9 mm

No.53 **8 min**
 1  (900)
 ↓ 96.7 mm
 ⇔ 63.0 mm






















No.60 **5 min**
 1  (900)
 ↓ 95.8 mm
 ⇔ 57.0 mm

No.47 **6 min**
 1  (900)
 ↓ 60.6 mm
 ⇔ 64.5 mm

No.54 **4 min**
 1  (900)
 ↓ 95.6 mm
 ⇔ 34.9 mm

Embroidery Pattern Color Change Table
刺繡花樣顏色轉換表

绣花花样换色顺序表
자수 패턴 색 변경 표

<p>No.61</p>  <p>8 min</p> <p>1 ■ (900)</p> <p>↓ 95.8 mm</p> <p>↔ 63.9 mm</p>	<p>No.68</p>  <p>8 min</p> <p>1 ■ (900)</p> <p>↓ 125.5 mm</p> <p>↔ 63.6 mm</p>	<p>No.74</p>  <p>1 min</p> <p>1 ■ (900)</p> <p>↓ 41.5 mm</p> <p>↔ 17.9 mm</p>
<p>No.62</p>  <p>8 min</p> <p>1 ■ (900)</p> <p>↓ 108.7 mm</p> <p>↔ 62.0 mm</p>	<p>No.69</p>  <p>4 min</p> <p>1 ■ (900)</p> <p>↓ 125.3 mm</p> <p>↔ 42.4 mm</p>	<p>No.75</p>  <p>1 min</p> <p>1 ■ (900)</p> <p>↓ 47.9 mm</p> <p>↔ 19.6 mm</p>
<p>No.63</p>  <p>8 min</p> <p>1 ■ (900)</p> <p>↓ 95.5 mm</p> <p>↔ 74.7 mm</p>	<p>No.70</p>  <p>11 min</p> <p>1 ■ (900)</p> <p>↓ 93.9 mm</p> <p>↔ 81.0 mm</p>	<p>No.76</p>  <p>1 min</p> <p>1 ■ (900)</p> <p>↓ 16.4 mm</p> <p>↔ 22.9 mm</p>
<p>No.64</p>  <p>2 min</p> <p>1 ■ (900)</p> <p>↓ 34.2 mm</p> <p>↔ 33.7 mm</p>	<p>No.71</p>  <p>5 min</p> <p>1 ■ (900)</p> <p>↓ 131.7 mm</p> <p>↔ 59.3 mm</p>	<p>No.77</p>  <p>1 min</p> <p>1 ■ (900)</p> <p>↓ 16.4 mm</p> <p>↔ 11.0 mm</p>
<p>No.65</p>  <p>1 min</p> <p>1 ■ (900)</p> <p>↓ 10.8 mm</p> <p>↔ 10.5 mm</p>	<p>No.72</p>  <p>4 min</p> <p>1 ■ (900)</p> <p>↓ 132.0 mm</p> <p>↔ 59.2 mm</p>	<p>No.78</p>  <p>10 min</p> <p>1 ■ (900)</p> <p>↓ 88.5 mm</p> <p>↔ 160.2 mm</p>
<p>No.66</p>  <p>1 min</p> <p>1 ■ (900)</p> <p>↓ 16.5 mm</p> <p>↔ 11.7 mm</p>	<p>No.73</p>  <p>3 min</p> <p>1 ■ (900)</p> <p>↓ 17.7 mm</p> <p>↔ 65.0 mm</p>	<p>No.79</p>  <p>10 min</p> <p>1 ■ (900)</p> <p>↓ 75.6 mm</p> <p>↔ 161.0 mm</p>
<p>No.67</p>  <p>9 min</p> <p>1 ■ (900)</p> <p>↓ 97.4 mm</p> <p>↔ 74.0 mm</p>	<p>No.80</p>  <p>4 min</p> <p>1 ■ (900)</p> <p>↓ 37.1 mm</p> <p>↔ 123.3 mm</p>	<p>No.81</p>  <p>17 min</p> <p>1 ■ (900)</p> <p>↓ 121.1 mm</p> <p>↔ 189.2 mm</p>



❖ Vine alphabet patterns
❖ 藤蔓字母花樣

❖ 葡萄藤字母花样
❖ 덩굴 알파벳 패턴



No.1

16 min	
1	■ (807)
2	■ (542)
↓	108.6 mm
↔	165.6 mm



No.5

11 min	
1	■ (807)
2	■ (542)
↓	109.9 mm
↔	130.6 mm



No.2

15 min	
1	■ (807)
2	■ (542)
↓	108.7 mm
↔	145.3 mm



No.6

12 min	
1	■ (807)
2	■ (542)
↓	107.8 mm
↔	157.2 mm



No.3

12 min	
1	■ (807)
2	■ (542)
↓	107.6 mm
↔	146.6 mm



No.7

13 min	
1	■ (807)
2	■ (542)
↓	109.0 mm
↔	140.6 mm



No.4

15 min	
1	■ (807)
2	■ (542)
↓	109.4 mm
↔	159.8 mm



No.8

16 min	
1	■ (807)
2	■ (542)
↓	108.2 mm
↔	166.8 mm

Embroidery Pattern Color Change Table
刺繡花樣顏色轉換表

绣花花样换色顺序表
자수 패턴 색 변경 표



No.9 11 min

1	■ (807)
2	■ (542)
↓	109.6 mm
↔	136.2 mm



No.14 14 min

1	■ (807)
2	■ (542)
↓	108.9 mm
↔	169.4 mm



No.10 12 min

1	■ (807)
2	■ (542)
↓	108.4 mm
↔	141.9 mm



No.15 11 min

1	■ (807)
2	■ (542)
↓	107.7 mm
↔	157.4 mm



No.11 14 min

1	■ (807)
2	■ (542)
↓	110.3 mm
↔	170.2 mm



No.16 13 min

1	■ (807)
2	■ (542)
↓	109.3 mm
↔	134.2 mm



No.12 13 min

1	■ (807)
2	■ (542)
↓	107.6 mm
↔	150.0 mm



No.17 13 min

1	■ (807)
2	■ (542)
↓	109.8 mm
↔	167.1 mm



No.13 16 min

1	■ (807)
2	■ (542)
↓	108.3 mm
↔	170.0 mm



No.18 16 min

1	■ (807)
2	■ (542)
↓	109.3 mm
↔	163.0 mm



No.19 13 min
 1 ■ (807)
 2 ■ (542)
 ↓ 108.8 mm
 ⇔ 147.8 mm



No.24 15 min
 1 ■ (807)
 2 ■ (542)
 ↓ 106.0 mm
 ⇔ 166.6 mm



No.20 13 min
 1 ■ (807)
 2 ■ (542)
 ↓ 108.3 mm
 ⇔ 146.5 mm



No.25 12 min
 1 ■ (807)
 2 ■ (542)
 ↓ 106.1 mm
 ⇔ 132.1 mm



No.21 14 min
 1 ■ (807)
 2 ■ (542)
 ↓ 107.1 mm
 ⇔ 156.8 mm



No.26 14 min
 1 ■ (807)
 2 ■ (542)
 ↓ 111.8 mm
 ⇔ 140.0 mm



No.22 11 min
 1 ■ (807)
 2 ■ (542)
 ↓ 106.1 mm
 ⇔ 142.1 mm



No.27 8 min
 1 ■ (807)
 2 ■ (542)
 ↓ 114.6 mm
 ⇔ 115.2 mm



No.23 16 min
 1 ■ (807)
 2 ■ (542)
 ↓ 106.7 mm
 ⇔ 165.2 mm



No.28 8 min
 1 ■ (807)
 2 ■ (542)
 ↓ 62.8 mm
 ⇔ 238.6 mm



Embroidery Pattern Color Change Table
刺繡花樣顏色轉換表


绣花花样换色顺序表
자수 패턴 색 변경 표

● No.29




6 min	
1	■ (807)
2	■ (542)
↓	349.8 mm
↔	24.1 mm

No.37




4 min	
1	■ (620)
2	■ (612)
↓	54.6 mm
↔	70.4 mm

No.30




21 min	
1	■ (542)
2	■ (807)
↓	289.8 mm
↔	234.6 mm

No.38



5 min	
1	■ (620)
2	■ (612)
↓	54.3 mm
↔	83.3 mm

No.39



3 min	
1	■ (620)
2	■ (612)
↓	55.0 mm
↔	68.3 mm

No.40




4 min	
1	■ (620)
2	■ (612)
↓	54.3 mm
↔	71.0 mm

No.31




5 min	
1	■ (620)
2	■ (612)
↓	54.3 mm
↔	82.8 mm

No.34




4 min	
1	■ (620)
2	■ (612)
↓	54.6 mm
↔	80.0 mm

No.41




4 min	
1	■ (620)
2	■ (612)
↓	55.2 mm
↔	85.3 mm

No.32




4 min	
1	■ (620)
2	■ (612)
↓	54.4 mm
↔	72.6 mm

No.35




3 min	
1	■ (620)
2	■ (612)
↓	55.0 mm
↔	65.3 mm

No.42




4 min	
1	■ (620)
2	■ (612)
↓	53.9 mm
↔	75.0 mm

No.33



4 min	
1	■ (620)
2	■ (612)
↓	53.9 mm
↔	73.3 mm

No.36



4 min	
1	■ (620)
2	■ (612)
↓	54.0 mm
↔	78.8 mm

No.43



5 min	
1	■ (620)
2	■ (612)
↓	54.1 mm
↔	85.0 mm



No.44 4 min

1	■ (620)
2	■ (612)
↓	54.6 mm
↔	84.8 mm



No.51 4 min

1	■ (620)
2	■ (612)
↓	53.6 mm
↔	78.3 mm



No.58 2 min

1	■ (620)
2	■ (612)
↓	51.3 mm
↔	47.0 mm



No.45 3 min

1	■ (620)
2	■ (612)
↓	53.9 mm
↔	78.7 mm



No.52 3 min

1	■ (620)
2	■ (612)
↓	53.2 mm
↔	70.9 mm



No.59 1 min

1	■ (620)
2	■ (612)
↓	13.3 mm
↔	65.2 mm



No.46 4 min

1	■ (620)
2	■ (612)
↓	54.7 mm
↔	67.2 mm



No.53 5 min

1	■ (620)
2	■ (612)
↓	53.4 mm
↔	82.6 mm



No.60 3 min

1	■ (620)
2	■ (612)
↓	25.3 mm
↔	95.9 mm



No.47 4 min

1	■ (620)
2	■ (612)
↓	54.9 mm
↔	83.5 mm



No.54 4 min

1	■ (620)
2	■ (612)
↓	53.2 mm
↔	83.4 mm



No.48 5 min

1	■ (620)
2	■ (612)
↓	54.7 mm
↔	81.5 mm



No.55 4 min

1	■ (620)
2	■ (612)
↓	53.1 mm
↔	65.9 mm



No.49 4 min

1	■ (620)
2	■ (612)
↓	54.5 mm
↔	73.8 mm



No.56 4 min

1	■ (620)
2	■ (612)
↓	55.9 mm
↔	70.0 mm



No.50 4 min

1	■ (620)
2	■ (612)
↓	54.2 mm
↔	73.2 mm



No.57 3 min

1	■ (620)
2	■ (612)
↓	57.4 mm
↔	57.7 mm















Embroidery Pattern Color Change Table
刺繡花樣顏色轉換表

绣花花样换色顺序表
자수 패턴 색 변경 표

❖ Floral Alphabet #2
❖ 花飾字母 #2

❖ 花纹字母 #2
❖ 꽃 알파벳 #2



<p>No.1</p> 	<p>24 min</p> <p>1 (328) 2 (804) 3 (612) 4 (079) 5 (807) 6 (513) 7 (502)</p> <p>↓ 145.1 mm ↔ 125.7 mm</p>	<p>No.5</p> 	<p>25 min</p> <p>1 (328) 2 (804) 3 (612) 4 (079) 5 (807) 6 (513) 7 (502)</p> <p>↓ 144.3 mm ↔ 102.5 mm</p>	<p>No.9</p> 	<p>19 min</p> <p>1 (328) 2 (804) 3 (612) 4 (079) 5 (807) 6 (513) 7 (502)</p> <p>↓ 145.8 mm ↔ 49.7 mm</p>
<p>No.2</p> 	<p>27 min</p> <p>1 (328) 2 (804) 3 (612) 4 (079) 5 (807) 6 (513) 7 (502)</p> <p>↓ 140.9 mm ↔ 108.1 mm</p>	<p>No.6</p> 	<p>22 min</p> <p>1 (328) 2 (804) 3 (612) 4 (079) 5 (807) 6 (513) 7 (502)</p> <p>↓ 142.8 mm ↔ 101.8 mm</p>	<p>No.10</p> 	<p>20 min</p> <p>1 (328) 2 (804) 3 (612) 4 (079) 5 (807) 6 (513) 7 (502)</p> <p>↓ 144.5 mm ↔ 82.3 mm</p>
<p>No.3</p> 	<p>22 min</p> <p>1 (328) 2 (804) 3 (612) 4 (079) 5 (807) 6 (513) 7 (502)</p> <p>↓ 141.8 mm ↔ 114.5 mm</p>	<p>No.7</p> 	<p>26 min</p> <p>1 (328) 2 (804) 3 (612) 4 (079) 5 (807) 6 (513) 7 (502)</p> <p>↓ 141.6 mm ↔ 117.3 mm</p>	<p>No.11</p> 	<p>27 min</p> <p>1 (328) 2 (804) 3 (612) 4 (079) 5 (807) 6 (513) 7 (502)</p> <p>↓ 142.0 mm ↔ 119.6 mm</p>
<p>No.4</p> 	<p>26 min</p> <p>1 (328) 2 (804) 3 (612) 4 (079) 5 (807) 6 (513) 7 (502)</p> <p>↓ 141.2 mm ↔ 108.3 mm</p>	<p>No.8</p> 	<p>30 min</p> <p>1 (328) 2 (804) 3 (612) 4 (079) 5 (807) 6 (513) 7 (502)</p> <p>↓ 141.7 mm ↔ 121.6 mm</p>	<p>No.12</p> 	<p>20 min</p> <p>1 (328) 2 (804) 3 (612) 4 (079) 5 (807) 6 (513) 7 (502)</p> <p>↓ 144.9 mm ↔ 107.0 mm</p>



No.13 **32 min**

1	(328)
2	(804)
3	(612)
4	(079)
5	(807)
6	(513)
7	(502)

↓ 146.5 mm
↔ 124.6 mm

No.18 **28 min**

1	(328)
2	(804)
3	(612)
4	(079)
5	(807)
6	(513)
7	(502)

↓ 143.4 mm
↔ 112.5 mm

No.23 **32 min**

1	(328)
2	(804)
3	(612)
4	(079)
5	(807)
6	(513)
7	(502)

↓ 146.2 mm
↔ 124.8 mm

No.14 **27 min**

1	(328)
2	(804)
3	(612)
4	(079)
5	(807)
6	(513)
7	(502)

↓ 147.0 mm
↔ 116.8 mm

No.19 **28 min**

1	(328)
2	(804)
3	(612)
4	(079)
5	(807)
6	(513)
7	(502)

↓ 144.1 mm
↔ 99.4 mm

No.24 **25 min**

1	(328)
2	(804)
3	(612)
4	(079)
5	(807)
6	(513)
7	(502)

↓ 142.3 mm
↔ 115.9 mm

No.15 **25 min**

1	(328)
2	(804)
3	(612)
4	(079)
5	(807)
6	(513)
7	(502)

↓ 146.3 mm
↔ 115.3 mm

No.20 **24 min**

1	(328)
2	(804)
3	(612)
4	(079)
5	(807)
6	(513)
7	(502)

↓ 144.5 mm
↔ 118.4 mm

No.25 **22 min**

1	(328)
2	(804)
3	(612)
4	(079)
5	(807)
6	(513)
7	(502)

↓ 142.8 mm
↔ 116.3 mm

No.16 **23 min**

1	(328)
2	(804)
3	(612)
4	(079)
5	(807)
6	(513)
7	(502)

↓ 143.4 mm
↔ 99.6 mm

No.21 **24 min**

1	(328)
2	(804)
3	(612)
4	(079)
5	(807)
6	(513)
7	(502)

↓ 144.6 mm
↔ 118.5 mm

No.26 **26 min**

1	(328)
2	(804)
3	(612)
4	(079)
5	(807)
6	(513)
7	(502)

↓ 142.8 mm
↔ 92.9 mm

No.17 **27 min**

1	(328)
2	(804)
3	(612)
4	(079)
5	(807)
6	(513)
7	(502)

↓ 142.7 mm
↔ 118.2 mm

No.22 **24 min**

1	(328)
2	(804)
3	(612)
4	(079)
5	(807)
6	(513)
7	(502)

↓ 145.5 mm
↔ 121.5 mm

◆ Example ◆ 示例 ◆ 範例 ◆ 예

1	(328)
2	(804)
3	(612)
4	(079)
5	(807)
6	(513)
7	(502)

↓ 142.8 mm
↔ 92.9 mm

Embroidery Pattern Color Change Table
刺繡花樣顏色轉換表

绣花花样换色顺序表
자수 패턴 색 변경 표

No.27

4 min	
1	(328)
2	(079)
3	(807)
4	(513)
5	(502)
↓	51.9 mm
↔	45.9 mm

No.33

4 min	
1	(328)
2	(079)
3	(807)
4	(513)
5	(502)
↓	51.9 mm
↔	42.7 mm

No.39

6 min	
1	(328)
2	(079)
3	(807)
4	(513)
5	(502)
↓	53.3 mm
↔	46.4 mm

No.45

4 min	
1	(328)
2	(079)
3	(807)
4	(513)
5	(502)
↓	52.6 mm
↔	35.0 mm

No.28

4 min	
1	(328)
2	(079)
3	(807)
4	(513)
5	(502)
↓	51.7 mm
↔	39.6 mm

No.34

5 min	
1	(328)
2	(079)
3	(807)
4	(513)
5	(502)
↓	52.2 mm
↔	44.3 mm

No.40

5 min	
1	(328)
2	(079)
3	(807)
4	(513)
5	(502)
↓	52.9 mm
↔	43.1 mm

No.46

4 min	
1	(328)
2	(079)
3	(807)
4	(513)
5	(502)
↓	53.0 mm
↔	42.0 mm

No.29

4 min	
1	(328)
2	(079)
3	(807)
4	(513)
5	(502)
↓	52.2 mm
↔	41.1 mm

No.35

4 min	
1	(328)
2	(079)
3	(807)
4	(513)
5	(502)
↓	53.9 mm
↔	23.8 mm

No.41

4 min	
1	(328)
2	(079)
3	(807)
4	(513)
5	(502)
↓	52.8 mm
↔	42.6 mm

No.47

4 min	
1	(328)
2	(079)
3	(807)
4	(513)
5	(502)
↓	52.5 mm
↔	42.8 mm

No.30

4 min	
1	(328)
2	(079)
3	(807)
4	(513)
5	(502)
↓	51.9 mm
↔	39.3 mm

No.36

3 min	
1	(328)
2	(079)
3	(807)
4	(513)
5	(502)
↓	52.6 mm
↔	30.1 mm

No.42

4 min	
1	(328)
2	(079)
3	(807)
4	(513)
5	(502)
↓	52.1 mm
↔	36.9 mm

No.48

4 min	
1	(328)
2	(079)
3	(807)
4	(513)
5	(502)
↓	52.8 mm
↔	43.9 mm

No.31

4 min	
1	(328)
2	(079)
3	(807)
4	(513)
5	(502)
↓	53.1 mm
↔	37.3 mm

No.37

5 min	
1	(328)
2	(079)
3	(807)
4	(513)
5	(502)
↓	52.4 mm
↔	43.4 mm

No.43

4 min	
1	(328)
2	(079)
3	(807)
4	(513)
5	(502)
↓	52.6 mm
↔	43.3 mm

No.49

5 min	
1	(328)
2	(079)
3	(807)
4	(513)
5	(502)
↓	53.3 mm
↔	46.5 mm

No.32

4 min	
1	(328)
2	(079)
3	(807)
4	(513)
5	(502)
↓	52.1 mm
↔	36.6 mm

No.38

3 min	
1	(328)
2	(079)
3	(807)
4	(513)
5	(502)
↓	52.5 mm
↔	38.9 mm

No.44

4 min	
1	(328)
2	(079)
3	(807)
4	(513)
5	(502)
↓	52.3 mm
↔	40.7 mm

No.50

4 min	
1	(328)
2	(079)
3	(807)
4	(513)
5	(502)
↓	51.7 mm
↔	42.0 mm



No.51



4 min	
1	(328)
2	(079)
3	(807)
4	(513)
5	(502)
↓	53.8 mm
↔	42.2 mm



No.56

7 min			
1	(804)	5 (513)	9 (079)
2	(612)	6 (502)	10 (807)
3	(079)	7 (804)	11 (513)
4	(807)	8 (612)	12 (502)
↓ 23.4 mm ↔ 123.7 mm			

No.59



No.52



4 min	
1	(328)
2	(079)
3	(807)
4	(513)
5	(502)
↓	52.4 mm
↔	33.4 mm



No.57

7 min			
1	(804)	7 (804)	13 (079)
2	(612)	8 (612)	14 (807)
3	(079)	9 (079)	15 (513)
4	(807)	10 (807)	16 (502)
5	(513)	11 (513)	
6	(502)	12 (502)	
↓ 27.9 mm ↔ 121.9 mm			

28 min			
1	(079)	17 (513)	33 (804)
2	(807)	18 (502)	34 (612)
3	(804)	19 (079)	35 (513)
4	(612)	20 (807)	36 (502)
5	(513)	21 (804)	37 (079)
6	(502)	22 (612)	38 (807)
7	(079)	23 (513)	39 (804)
8	(807)	24 (502)	40 (612)
9	(804)	25 (079)	41 (513)
10	(612)	26 (807)	42 (502)
11	(513)	27 (804)	43 (079)
12	(502)	28 (612)	44 (807)
13	(079)	29 (513)	45 (804)
14	(807)	30 (502)	46 (612)
15	(804)	31 (079)	47 (513)
16	(612)	32 (807)	48 (502)
↓ 218.4 mm ↔ 175.7 mm			

No.53



2 min	
1	(804)
2	(612)
3	(079)
4	(807)
5	(513)
6	(502)
↓	34.4 mm
↔	22.7 mm



No.58

No.54



2 min	
1	(079)
2	(807)
3	(513)
4	(502)
↓	39.8 mm
↔	25.6 mm

13 min			
1	(079)	7 (513)	13 (079)
2	(807)	8 (502)	14 (807)
3	(513)	9 (079)	15 (513)
4	(502)	10 (807)	16 (502)
5	(079)	11 (513)	
6	(807)	12 (502)	
↓ 103.6 mm ↔ 94.9 mm			

No.60



5 min	
1	(513)
2	(807)
3	(513)
4	(807)
↓	106.7 mm
↔	93.4 mm

No.55



4 min	
1	(804)
2	(612)
3	(079)
4	(807)
5	(513)
6	(502)
↓	39.3 mm
↔	75.4 mm

No.61



4 min	
1	(513)
2	(807)
3	(513)
4	(807)
↓	42.6 mm
↔	142.0 mm

Embroidery Pattern Color Change Table
刺繡花樣顏色轉換表

绣花花样换色顺序表
자수 패턴 색 변경 표



No.62 **15 min**

1	■ (513)
2	■ (807)
3	■ (513)
4	■ (807)
5	■ (513)
6	■ (807)
7	■ (513)
8	■ (807)
↓ 216.6 mm	
↔ 175.7 mm	



No.63 **1 min**

1	■ (513)
↓ 147.2 mm	
↔ 61.8 mm	



No.64 **8 min**

1	■ (804)	13	■ (804)
2	■ (612)	14	■ (612)
3	■ (079)	15	■ (079)
4	■ (807)	16	■ (807)
5	■ (513)	17	■ (513)
6	■ (502)	18	■ (502)
7	■ (804)	19	■ (804)
8	■ (612)	20	■ (612)
9	■ (079)	21	■ (079)
10	■ (807)	22	■ (807)
11	■ (513)	23	■ (513)
12	■ (502)	24	■ (502)
↓ 73.3 mm ↔ 72.8 mm			



❖ Monograms
❖ 花形花様

❖ 交织字母
❖ 모노그램



No.1 **3 min**

1	(000)
2	(461)
3	(442)
↓	38.5 mm
↔	45.5 mm

Country

No.6 **2 min**

1	(000)
2	(152)
3	(155)
↓	37.6 mm
↔	34.2 mm

Country

No.11 **2 min**

1	(000)
2	(604)
3	(623)
↓	37.7 mm
↔	50.9 mm

Country

No.16 **2 min**

1	(000)
2	(003)
↓	37.7 mm
↔	40.3 mm

Country

No.2 **3 min**

1	(000)
2	(331)
3	(334)
↓	38.7 mm
↔	41.8 mm

Country

No.7 **3 min**

1	(000)
2	(461)
3	(442)
↓	38.4 mm
↔	35.4 mm

Country

No.12 **3 min**

1	(000)
2	(152)
3	(155)
↓	37.7 mm
↔	43.6 mm

Country

No.17 **3 min**

1	(000)
2	(604)
3	(623)
↓	37.4 mm
↔	30.1 mm

Country

No.3 **3 min**

1	(000)
2	(020)
3	(012)
↓	39.1 mm
↔	37.4 mm

Country

No.8 **3 min**

1	(000)
2	(334)
3	(012)
↓	38.0 mm
↔	43.5 mm

Country

No.13 **3 min**

1	(000)
2	(461)
3	(442)
↓	38.2 mm
↔	59.3 mm

Country

No.18 **3 min**

1	(000)
2	(152)
3	(155)
↓	37.1 mm
↔	46.9 mm

Country

No.4 **3 min**

1	(000)
2	(512)
3	(003)
↓	38.8 mm
↔	40.0 mm

Country

No.9 **2 min**

1	(000)
2	(020)
3	(012)
↓	37.5 mm
↔	33.0 mm

Country

No.14 **2 min**

1	(000)
2	(331)
3	(334)
↓	36.4 mm
↔	52.9 mm

Country

No.19 **2 min**

1	(000)
2	(461)
3	(442)
↓	37.2 mm
↔	33.3 mm

Country

No.5 **2 min**

1	(000)
2	(604)
3	(623)
↓	37.5 mm
↔	32.1 mm

Country

No.10 **2 min**

1	(000)
2	(512)
3	(003)
↓	43.4 mm
↔	36.6 mm

Country

No.15 **2 min**

1	(000)
2	(020)
3	(012)
↓	37.8 mm
↔	31.3 mm

Country

No.20 **2 min**

1	(000)
2	(331)
3	(334)
↓	37.0 mm
↔	42.6 mm

Country

Embroidery Pattern Color Change Table
刺繡花樣顏色轉換表

绣花花样换色顺序表
자수 패턴 색 변경 표

No.21 **2 min**

1	(000)
2	(012)
3	(020)

↓ 38.2 mm
↔ 40.7 mm

Country (C)



No.27 **13 min**

1	(000)
2	(370)
3	(335)

↓ 87.4 mm
↔ 124.4 mm

Country (C)

No.22 **2 min**

1	(000)
2	(512)
3	(003)

↓ 38.2 mm
↔ 46.9 mm

Country (C)



No.28 **16 min**

1	(000)
2	(003)
3	(604)

↓ 107.6 mm
↔ 127.7 mm

Country (C)

No.23 **3 min**

1	(000)
2	(512)
3	(623)

↓ 37.4 mm
↔ 49.6 mm

Country (C)



No.29 **13 min**

1	(000)
2	(623)
3	(604)

↓ 104.4 mm
↔ 123.2 mm

Country (C)

No.24 **3 min**

1	(000)
2	(152)
3	(155)

↓ 38.9 mm
↔ 52.6 mm

Country (C)



No.30 **13 min**

1	(000)
2	(442)
3	(025)

↓ 88.9 mm
↔ 119.3 mm

Country (C)

No.25 **2 min**

1	(000)
2	(442)
3	(461)

↓ 38.0 mm
↔ 42.7 mm

Country (C)

No.26 **2 min**

1	(000)
2	(334)
3	(331)

↓ 37.6 mm
↔ 36.7 mm

Country (C)

Patterns No.1 - No.30, are designed by Yuki Pallis.
花樣1号到30号由Yuki Pallis设计。
花樣 No.1 - No.30 由 Yuki Pallis 設計。
패턴 No.1 - No.30은 Yuki Pallis가 디자인하였습니다.



❖ Utility embroidery patterns
❖ 實用刺繡花樣

❖ 实用绣花花样
❖ 실용 자수 패턴








































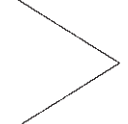


1 min
1 (900)

No.6	No.12	No.18	No.24	No.30	No.36	No.42	
↓ 34.7 mm ↔ 6.0 mm	↓ 33.0 mm ↔ 7.0 mm	↓ 40.8 mm ↔ 13.6 mm	↓ 32.4 mm ↔ 8.4 mm	↓ 30.8 mm ↔ 12.0 mm	↓ 32.0 mm ↔ 5.0 mm	↓ 38.6 mm ↔ 8.0 mm	
No.1	No.7	No.13	No.19	No.25	No.31	No.37	No.43
↓ 31.5 mm ↔ 0.1 mm	↓ 32.7 mm ↔ 5.0 mm	↓ 39.0 mm ↔ 12.0 mm	↓ 40.8 mm ↔ 0.1 mm	↓ 31.6 mm ↔ 12.4 mm	↓ 41.6 mm ↔ 12.2 mm	↓ 33.6 mm ↔ 4.0 mm	↓ 47.4 mm ↔ 12.0 mm
No.2	No.8	No.14	No.20	No.26	No.32	No.38	No.44
↓ 30.4 mm ↔ 3.0 mm	↓ 38.0 mm ↔ 3.0 mm	↓ 30.2 mm ↔ 9.2 mm	↓ 27.0 mm ↔ 7.0 mm	↓ 33.6 mm ↔ 7.0 mm	↓ 42.0 mm ↔ 13.2 mm	↓ 29.0 mm ↔ 14.9 mm	↓ 55.2 mm ↔ 12.1 mm
No.3	No.9	No.15	No.21	No.27	No.33	No.39	No.45
↓ 35.0 mm ↔ 4.0 mm	↓ 36.4 mm ↔ 7.0 mm	↓ 37.2 mm ↔ 9.0 mm	↓ 39.1 mm ↔ 12.0 mm	↓ 66.0 mm ↔ 12.0 mm	↓ 33.8 mm ↔ 10.0 mm	↓ 47.1 mm ↔ 11.2 mm	↓ 56.7 mm ↔ 11.0 mm
No.4	No.10	No.16	No.22	No.28	No.34	No.40	No.46
↓ 33.0 mm ↔ 7.0 mm	↓ 33.6 mm ↔ 7.0 mm	↓ 32.4 mm ↔ 12.1 mm	↓ 38.0 mm ↔ 8.0 mm	↓ 35.6 mm ↔ 9.2 mm	↓ 33.0 mm ↔ 9.2 mm	↓ 38.1 mm ↔ 11.4 mm	↓ 48.2 mm ↔ 12.1 mm
No.5	No.11	No.17	No.23	No.29	No.35	No.41	No.47
↓ 33.6 mm ↔ 7.0 mm	↓ 36.2 mm ↔ 7.0 mm	↓ 33.8 mm ↔ 11.9 mm	↓ 37.8 mm ↔ 8.4 mm	↓ 32.2 mm ↔ 12.4 mm	↓ 34.8 mm ↔ 8.0 mm	↓ 33.5 mm ↔ 7.9 mm	↓ 45.0 mm ↔ 7.0 mm








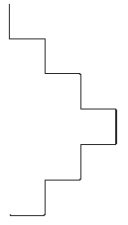







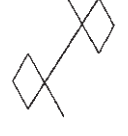































Embroidery Pattern Color Change Table
刺繡花樣顏色轉換表

绣花花样换色顺序表
자수 패턴 색 변경 표

No.48  ↓ 44.4 mm ↔ 7.0 mm	No.53  ↓ 56.0 mm ↔ 12.0 mm	No.58  ↓ 33.2 mm ↔ 7.0 mm	No.63  ↓ 58.4 mm ↔ 12.0 mm	No.68  ↓ 42.1 mm ↔ 14.1 mm	No.73  ↓ 50.5 mm ↔ 13.5 mm	No.78  ↓ 41.8 mm ↔ 9.6 mm	No.83  ↓ 46.0 mm ↔ 80.0 mm
No.49  ↓ 39.6 mm ↔ 7.0 mm	No.54  ↓ 33.6 mm ↔ 12.0 mm	No.59  ↓ 38.8 mm ↔ 12.0 mm	No.64  ↓ 35.2 mm ↔ 15.6 mm	No.69  ↓ 43.0 mm ↔ 14.8 mm	No.74  ↓ 39.0 mm ↔ 14.6 mm	No.79  ↓ 45.7 mm ↔ 45.9 mm	No.84  ↓ 65.3 mm ↔ 40.3 mm
No.50  ↓ 48.2 mm ↔ 7.0 mm	No.55  ↓ 35.2 mm ↔ 12.0 mm	No.60  ↓ 50.6 mm ↔ 12.0 mm	No.65  ↓ 33.4 mm ↔ 9.0 mm	No.70  ↓ 54.5 mm ↔ 12.7 mm	No.75  ↓ 43.2 mm ↔ 11.9 mm	No.80  ↓ 35.8 mm ↔ 12.0 mm	No.85  ↓ 77.3 mm ↔ 19.9 mm
No.51  ↓ 48.1 mm ↔ 8.1 mm	No.56  ↓ 37.6 mm ↔ 12.4 mm	No.61  ↓ 32.4 mm ↔ 7.0 mm	No.66  ↓ 47.5 mm ↔ 20.0 mm	No.71  ↓ 48.4 mm ↔ 15.1 mm	No.76  ↓ 31.6 mm ↔ 14.9 mm	No.81  ↓ 28.0 mm ↔ 39.9 mm	No.86  ↓ 85.9 mm ↔ 42.1 mm
No.52  ↓ 82.3 mm ↔ 19.4 mm	No.57  ↓ 34.2 mm ↔ 12.0 mm	No.62  ↓ 37.2 mm ↔ 12.0 mm	No.67  ↓ 47.6 mm ↔ 21.8 mm	No.72  ↓ 71.8 mm ↔ 16.9 mm	No.77  ↓ 39.2 mm ↔ 7.0 mm	No.82  ↓ 33.7 mm ↔ 40.0 mm	No.87  ↓ 50.0 mm ↔ 40.0 mm





























1 min
1 (900)

	No.93  ↓ 36.0 mm ↔ 9.0 mm	No.99  ↓ 36.0 mm ↔ 20.0 mm	No.105  ↓ 42.0 mm ↔ 8.5 mm	No.111  ↓ 39.0 mm ↔ 20.0 mm	No.117  ↓ 53.0 mm ↔ 12.0 mm	No.123  ↓ 44.7 mm ↔ 10.0 mm	No.129  ↓ 37.5 mm ↔ 9.0 mm
No.88  ↓ 84.0 mm ↔ 42.0 mm	No.94  ↓ 32.0 mm ↔ 10.0 mm	No.100  ↓ 39.5 mm ↔ 20.0 mm	No.106  ↓ 38.0 mm ↔ 7.5 mm	No.112  ↓ 63.0 mm ↔ 18.0 mm	No.118  ↓ 38.0 mm ↔ 9.0 mm	No.124  ↓ 30.0 mm ↔ 9.0 mm	No.130  ↓ 35.6 mm ↔ 9.0 mm
No.89  ↓ 50.0 mm ↔ 40.0 mm	No.95  ↓ 37.0 mm ↔ 20.0 mm	No.101  ↓ 45.0 mm ↔ 14.5 mm	No.107  ↓ 31.5 mm ↔ 7.0 mm	No.113  ↓ 49.0 mm ↔ 18.0 mm	No.119  ↓ 36.0 mm ↔ 12.5 mm	No.125  ↓ 34.5 mm ↔ 7.0 mm	No.131  ↓ 33.6 mm ↔ 7.0 mm
No.90  ↓ 30.5 mm ↔ 9.0 mm	No.96  ↓ 33.5 mm ↔ 20.0 mm	No.102  ↓ 57.0 mm ↔ 24.5 mm	No.108  ↓ 29.5 mm ↔ 10.0 mm	No.114  ↓ 39.0 mm ↔ 12.5 mm	No.120  ↓ 30.0 mm ↔ 12.0 mm	No.126  ↓ 59.5 mm ↔ 9.0 mm	No.132  ↓ 33.6 mm ↔ 6.0 mm
No.91  ↓ 49.0 mm ↔ 9.0 mm	No.97  ↓ 35.5 mm ↔ 20.0 mm	No.103  ↓ 30.0 mm ↔ 10.0 mm	No.109  ↓ 28.0 mm ↔ 11.0 mm	No.115  ↓ 49.0 mm ↔ 10.0 mm	No.121  ↓ 32.4 mm ↔ 9.0 mm	No.127  ↓ 42.0 mm ↔ 7.0 mm	No.133  ↓ 40.0 mm ↔ 7.0 mm
No.92  ↓ 57.0 mm ↔ 9.0 mm	No.98  ↓ 37.5 mm ↔ 21.0 mm	No.104  ↓ 36.0 mm ↔ 18.0 mm	No.110  ↓ 42.0 mm ↔ 9.0 mm	No.116  ↓ 36.4 mm ↔ 10.0 mm	No.122  ↓ 34.5 mm ↔ 12.0 mm	No.128  ↓ 40.0 mm ↔ 9.0 mm	No.134  ↓ 34.4 mm ↔ 7.0 mm

Embroidery Pattern Color Change Table
 刺繡花樣顏色轉換表

绣花花样换色顺序表
 자수 패턴 색 변경 표

No.135  ↓ 33.6 mm ↔ 7.0 mm	No.141  ↓ 41.6 mm ↔ 7.0 mm	No.147  ↓ 32.0 mm ↔ 8.0 mm	No.153  ↓ 30.0 mm ↔ 6.0 mm	No.159  ↓ 36.0 mm ↔ 6.0 mm
No.136  ↓ 49.6 mm ↔ 6.0 mm	No.142  ↓ 36.8 mm ↔ 7.5 mm	No.148  ↓ 42.0 mm ↔ 12.0 mm	No.154  ↓ 32.0 mm ↔ 6.0 mm	No.160  ↓ 30.0 mm ↔ 10.0 mm
No.137  ↓ 30.4 mm ↔ 7.0 mm	No.143  ↓ 31.2 mm ↔ 7.0 mm	No.149  ↓ 30.0 mm ↔ 9.0 mm	No.155  ↓ 36.0 mm ↔ 6.0 mm	
No.138  ↓ 33.6 mm ↔ 7.0 mm	No.144  ↓ 30.0 mm ↔ 3.0 mm	No.150  ↓ 30.0 mm ↔ 6.0 mm	No.156  ↓ 36.0 mm ↔ 10.0 mm	
No.139  ↓ 26.0 mm ↔ 7.0 mm	No.145  ↓ 32.0 mm ↔ 4.0 mm	No.151  ↓ 32.0 mm ↔ 6.0 mm	No.157  ↓ 32.0 mm ↔ 8.0 mm	
No.140  ↓ 34.4 mm ↔ 7.0 mm	No.146  ↓ 30.0 mm ↔ 4.5 mm	No.152  ↓ 52.0 mm ↔ 10.0 mm	No.158  ↓ 32.0 mm ↔ 6.0 mm	



Large buttonhole patterns


It is recommended to combine these buttonholes with the "Design patterns (for buttonhole decoration)" shown on page 90.

大鈕孔花樣

建議將這些鈕孔與第90頁顯示的「設計花樣(適用於鈕孔裝飾)」組合使用。

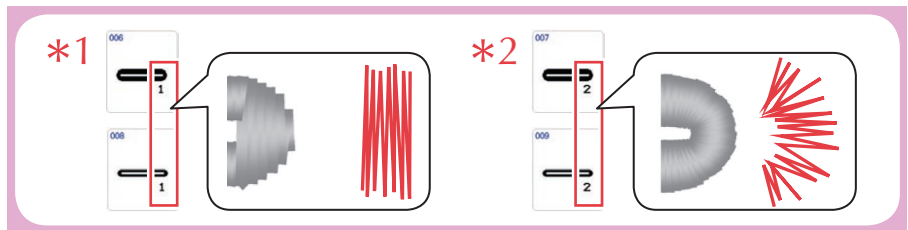
大釦眼花樣

建議組合這些釦眼和第90頁顯示的「設計花樣(用於釦眼裝飾)」。



대형 단추 구멍 패턴

90페이지에 표시된 "디자인 패턴(단추 구멍 장식용)"을 사용하여 단추 구멍을 조합하는 것이 좋습니다.



No.1	L: 2 min M: 2 min S: 1 min
	1 ■■■ (900) L: ↓ 9.1 mm ↔ 99.8 mm M: ↓ 8.5 mm ↔ 75.0 mm S: ↓ 7.9 mm ↔ 50.0 mm

No.4	L: 2 min M: 2 min S: 1 min
	1 ■■■ (900) L: ↓ 9.1 mm ↔ 99.8 mm M: ↓ 8.5 mm ↔ 74.9 mm S: ↓ 7.9 mm ↔ 50.0 mm

*2 No.7	L: 2 min M: 2 min S: 1 min
	1 ■■■ (900) L: ↓ 9.1 mm ↔ 99.8 mm M: ↓ 8.5 mm ↔ 74.9 mm S: ↓ 7.9 mm ↔ 50.0 mm

No.2	L: 2 min M: 1 min S: 1 min
	1 ■■■ (900) L: ↓ 5.7 mm ↔ 99.8 mm M: ↓ 5.3 mm ↔ 74.9 mm S: ↓ 4.9 mm ↔ 50.0 mm

No.5	L: 2 min M: 1 min S: 1 min
	1 ■■■ (900) L: ↓ 5.8 mm ↔ 99.8 mm M: ↓ 5.4 mm ↔ 74.9 mm S: ↓ 5.0 mm ↔ 50.0 mm

*1 No.8	L: 2 min M: 1 min S: 1 min
	1 ■■■ (900) L: ↓ 5.8 mm ↔ 99.9 mm M: ↓ 5.4 mm ↔ 75.0 mm S: ↓ 5.0 mm ↔ 49.8 mm

No.3	L: 2 min M: 1 min S: 1 min
	1 ■■■ (900) L: ↓ 9.1 mm ↔ 99.9 mm M: ↓ 8.5 mm ↔ 75.0 mm S: ↓ 7.9 mm ↔ 50.0 mm

*1 No.6	L: 2 min M: 2 min S: 1 min
	1 ■■■ (900) L: ↓ 9.1 mm ↔ 99.9 mm M: ↓ 8.5 mm ↔ 75.0 mm S: ↓ 7.9 mm ↔ 49.8 mm

*2 No.9	L: 2 min M: 1 min S: 1 min
	1 ■■■ (900) L: ↓ 5.8 mm ↔ 99.9 mm M: ↓ 5.4 mm ↔ 74.9 mm S: ↓ 5.0 mm ↔ 50.0 mm

Embroidery Pattern Color Change Table
刺繡花樣顏色轉換表

绣花花样换色顺序表
자수 패턴 색 변경 표

No.10

L: 2 min
M: 1 min
S: 1 min

1 ■ (900)
↓ 9.2 mm
L: ↔ 100.0 mm
M: ↓ 8.4 mm
↔ 75.0 mm
S: ↓ 8.0 mm
↔ 49.9 mm

No.12

L: 2 min
M: 1 min
S: 1 min

1 ■ (900)
↓ 9.2 mm
L: ↔ 99.8 mm
M: ↓ 8.6 mm
↔ 74.9 mm
S: ↓ 8.0 mm
↔ 50.0 mm

No.14

L: 2 min
M: 1 min
S: 1 min

1 ■ (900)
↓ 9.2 mm
L: ↔ 100.0 mm
M: ↓ 8.6 mm
↔ 74.9 mm
S: ↓ 8.0 mm
↔ 50.0 mm

No.11

L: 2 min
M: 1 min
S: 1 min

1 ■ (900)
↓ 9.2 mm
L: ↔ 99.8 mm
M: ↓ 8.4 mm
↔ 75.0 mm
S: ↓ 8.0 mm
↔ 50.0 mm

No.13

L: 2 min
M: 1 min
S: 1 min

1 ■ (900)
↓ 9.1 mm
L: ↔ 99.9 mm
M: ↓ 8.5 mm
↔ 75.0 mm
S: ↓ 7.9 mm
↔ 49.9 mm

No.15

L: 2 min
M: 1 min
S: 1 min

1 ■ (900)
↓ 9.2 mm
L: ↔ 99.8 mm
M: ↓ 8.6 mm
↔ 74.9 mm
S: ↓ 8.0 mm
↔ 49.9 mm

Color Change Instructions:

- Grey (005)
- Blue (019)
- Light Blue (017)
- Green (513)
- Dark Blue (019)

Dimensions:

- ↓ 79.0 mm ↔ 34.0 mm
- ↓ 125.7 mm ↔ 61.9 mm
- ↓ 100.0 mm ↔ 47.0 mm

Pattern Numbers and Symbols:

- No.5 (90°)
- No.6 (90°)
- No.3 (90°)
- No.12 (90°)
- No.13
- No.14
- No.15

Embroidery Pattern Color Change Table 刺繡花樣顏色轉換表

绣花花样换色顺序表 자수 패턴 색 변경 표

❖ Design patterns (for buttonhole decoration)
❖ 디자인 패턴(단추 구멍 장식용)

❖ 设计花样 (适用于钮孔装饰)

❖ 设计花样 (用於釦眼裝飾)



It is recommended to use these designs to decorate the "Large buttonhole patterns" shown on the previous pages.
建议使用这些设计装饰前几页上显示的“大钮孔花样”。
建議使用這些設計來裝飾上一頁顯示的「大釦眼花樣」。
이러한 디자인을 사용하여 이전 페이지에 표시된 "대형 단추 구멍 패턴"을 장식하는 것이 좋습니다.

No.1 **3 min**

1		(513)
2		(206)
3		(010)
4		(209)

↓ 29.6 mm
↔ 63.6 mm



No.6 **1 min**

1		(399)
---	--	-------

↓ 15.5 mm
↔ 25.5 mm



No.12 **4 min**

1		(085)
2		(070)
3		(209)

↓ 33.0 mm
↔ 57.6 mm



No.2 **1 min**

1		(513)
2		(010)
3		(206)

↓ 17.8 mm
↔ 32.6 mm



No.7 **1 min**

1		(017)
2		(005)
3		(812)

↓ 15.7 mm
↔ 43.3 mm



No.13 **10 min**

1		(019)
2		(017)
3		(513)
4		(019)

↓ 125.7 mm
↔ 61.9 mm



No.3 **4 min**

1		(513)
2		(209)
3		(010)
4		(206)
5		(209)

↓ 47.2 mm
↔ 72.1 mm



No.8 **1 min**

1		(399)
2		(019)
3		(206)

↓ 34.6 mm
↔ 41.4 mm



No.9 **2 min**

1		(804)
2		(005)

↓ 30.2 mm
↔ 70.3 mm



No.14 **1 min**

1		(107)
2		(007)

↓ 3.8 mm
↔ 52.9 mm



No.4 **2 min**

1		(502)
2		(810)
3		(612)

↓ 36.0 mm
↔ 108.8 mm



No.10 **1 min**

1		(804)
2		(005)

↓ 17.9 mm
↔ 55.5 mm



No.11 **3 min**

1		(808)
2		(800)
3		(208)
4		(001)

↓ 35.1 mm
↔ 84.1 mm



No.15 **1 min**

1		(007)
2		(107)
3		(007)

↓ 46.7 mm
↔ 42.8 mm



Examples of Combinations 組合範例



花样组合示例 조합 예

Combine various embroidery patterns, as shown below, to enhance your embroidering enjoyment.

如下所示，組合不同的绣花花样以增加您的绣制乐趣。

如下所示組合各種刺繡花樣，以增添您的刺繡樂趣。

아래처럼 다양한 자수 패턴을 조합하여 더 큰 자수의 재미를 느껴세요 .




No.12 × 4
No.14 × 1



No.13 × 1
No.14 × 1



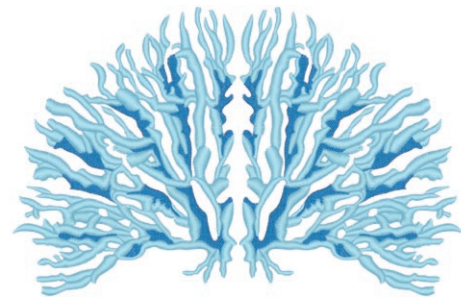

No.3 × 1



No.1 × 4




No.2 × 4



No.1 × 2

No.4	No.6		
No.5	No.3	No.5	No.3
No.6	No.4	No.6	No.4
No.3	No.5		

- No.3 × 3
- No.4 × 3
- No.5 × 3
- No.6 × 3



- No.1 × 1
- No.2 × 1
- No.3 × 2
- No.4 × 1



No.5 × 4

Examples of Combinations
組合範例

花样组合示例
조합 예




No.1 × 1
No.2 × 2
No.3 × 1



No.2 × 3
No.3 × 1
No.5 × 1



No.4 × 3
No.5 × 1



No.1 × 1
No.2 × 1
No.3 × 1
No.4 × 1
No.5 × 1
No.6 × 2
No.7 × 2
No.8 × 4
No.9 × 4
No.10 × 8



No.1 × 1
No.28 × 2



No.1 × 1
No.2 × 1
No.28 × 4




No.1 × 1
No.2 × 1
No.27 × 1
No.28 × 6



No.1 × 1
No.2 × 1
No.3 × 1
No.4 × 1
No.5 × 1
No.6 × 1
No.7 × 1
No.8 × 1
No.9 × 1
No.10 × 1
No.11 × 1
No.12 × 1
No.29 × 8
No.30 × 8


How to make 3D combination motifs

1. Use the same color of thread in the bobbin and on top for the designs.
2. Embroider individual shapes. When sections are completed they are joined to make dimensional shapes. Use a thread or narrow ribbon of a complimentary color to join them.

 The following are things you should be aware of when using water-soluble sheets without any fabric. When embroidering these designs, please use two layers of non-woven water-soluble stabilizer sheets. Remember to check that you have enough upper thread and lower thread for the design. If the thread breaks during embroidery, back up at least 10 stitches before starting again. If your embroidery machine has a speed reduction feature, select the lowest speed. When dissolving the water-soluble sheet, cut off the unnecessary portions and wash the embroidered piece in warm water until it no longer feels slippery. After the final rinse, dry the embroidery motif until slightly damp, shape by hand or with a cool iron, allow to dry completely.


如何製作 3D 組合鏤空圖案

1. 底線和設計上面使用相同的繡線顏色。
2. 刺繡單個形狀。部分完成時，將其拼接成立體形狀。使用一條互補色的繡線或窄幅飄帶進行拼接。

 使用水溶性紙，而不使用任何布料時，須注意下列事項。刺繡這些設計時，請使用兩層不織布水溶性襯料襯紙。務必確認您有足夠的上線和底線以供設計刺繡。如果在刺繡時斷線，重新開始前請先倒退 10 針。如果刺繡縫紉機有減速功能，請選擇最低速。溶解水溶性襯紙時，修剪不需要的部分，然後以溫水沖洗刺繡件，直到不再感覺滑溜。最後一次沖洗後，將刺繡鏤空圖案晾乾到微濕，用手或低溫熨斗塑形，使其完全乾燥。


如何制作 3D 组合图案

1. 底线和设计花样请使用同一种线色。
2. 绣制单个形状。当各个部分完成时，将其组合成立体的形状。使用与绣制线颜色互补的线或较窄丝带连接各部分。

 使用无纺布的水溶性衬纸时，您应该注意以下内容。绣制这些设计时，请使用双层无纺布水溶性衬纸。请记得检查绣制此设计是否有足够的面线和底线。如果在绣制时发生断线，再次开始前请倒退至少 10 针。如果您的绣花机有减速功能，请选择最低的速度。当溶解水溶性衬纸时，剪掉不必要的部分并且在温水中清洗绣花布直到感觉不滑即可。冲洗之后，将绣花图案晾干至略微有些潮湿，用手或者使用冷却熨斗塑形并使其完全干燥。

3D 조합 모티프 만드는 방법

1. 같은 색의 실을 디자인의 밑실과 윗실로 사용하세요.
2. 개별 모양을 자수 놓으세요. 부분들이 완성되면 입체 모양으로 연결하세요. 보색의 실이나 폭이 좁은 리본을 사용하여 연결하세요.

 다음은 천 없이 수용성 시트를 사용할 때에 알아야 할 사항입니다. 이러한 디자인을 자수 놓을 때에는 두 겹의 부직포 수용성 보강재를 사용하세요. 디자인의 윗실과 밑실이 충분한지 반드시 확인하세요. 자수 중에 실이 끊어지면 다시 시작하기 전에 최소 10 땀을 보강하세요. 자수기에 감속 기능이 있으면 최저 속도를 선택하세요. 수용성 시트를 녹일 때에는 불필요한 부분을 자르고 자수 놓은 조각을 미끌거리지 않을 때까지 따뜻한 물에 씻으세요. 마지막으로 헹군 후에 자수 모티프를 약간 축축할 때까지 말리고 손이나 찬 다리미로 모양을 잡고 완전히 말리세요.



Font Name Chart 字體名稱表

字体名称表 글꼴 이름 차트

	Font Key/ 字体鍵 / 字體鍵 / 글꼴 키	Font Name/ 字体名称 / 字體名稱 / 글꼴 이름
1	⁰¹ ABC	Block 01
2	⁰² ABC	Epsom
3	⁰³ A.BC	Serif 01
4	⁰⁴ ABC	Brussels Demi Outline
5	⁰⁵ <i>ABC</i>	Serif 02
6	⁰⁶ <i>ABC</i>	Script 01
7	⁰⁷ <i>ABC</i>	Calgary MediumItalic
8	⁰⁸ <i>ABC</i>	Bermuda Script
9	⁰⁹ <i>ABC</i>	Sicilia Light Italic
10	¹⁰ <i>ABC</i>	Kingston Regular
11	¹¹ ABC	Luedickital
12	¹² ABC	Toms Handwritten
13	¹³ ABC	Istanbul
14	¹⁴ ABC	Los Angeles
15	¹⁵ ABC	San Diego
16	¹⁶ ABC	Saipan

	Font Key/ 字体鍵 / 字體鍵 / 글꼴 키	Font Name/ 字体名称 / 字體名稱 / 글꼴 이름
17	¹⁷ ABC	Cairo
18	¹⁸ ABC	Gothic 01
19	¹⁹ ABC	Germany
20	²⁰ ABC	Sofia Bold
21	⁵⁰ ABCDE	Helsinki Narrow S
22	⁵¹ ABCDE	Antique Oakland S
23	⁷⁰ АБВ	Utah Bold Cyrillic
24	⁷¹ АБВ	PC Tennessee Bold Cyrillic

English
Chinese-simp
Chinese-trad
Korean

882-W70



XH3874-001