



Innov-is 950

The compact sewing and embroidery machine

- LCD touch screen
- Automatic needle threading
- Extension table
- 196 embroidery designs
- 129 utility and decorative stitches

Innov-ís 950

The compact machine with big ideas...

Designed for all skill levels, the Innov-ís 950 is the ideal machine for all your home sewing and embroidery needs. Enjoy using the many built-in decorative stitches and embroidery designs to personalise your projects. Lightweight and portable to take with you when you travel to classes or to family and friends!

LCD touch screen

Manage the Innov-is 950 built in functions via the simple touch screen controls.

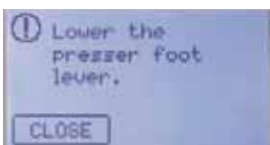
Includes icons and 15 languages - English, Spanish, French, German, Portuguese, Italian, Dutch, Danish, Norwegian, Suomi (Finland), Swedish, Russian, Japanese, Korean and Thai.



Follow the animated step by step instructions to quickly learn how to use the many built in functions.



Powerful editing features include the layout, pattern rotation in 1°, 10° & 90°, mirror imaging and scaling between 90 - 120%.



The Innov-is 950 even alerts you to oversights. For example, if the presser foot lever has not been lowered, an audible sound, together with a displayed message, will notify you. It will even tell you when the bobbin thread is running out.



Can't find that special stitch! Create your own stitch designs directly on the LCD panel and save it to memory for future use.



With 129 utility and decorative stitches and 3 sewing fonts to choose from, you will be spoilt for choice! You can reverse stitches, adjust their length and width, program reinforcement stitches and even program the thread cutter.



The Innov-is 950 allows you to combine stitches for greater variety and creativity.

196 embroidery patterns


There are 70 built-in embroidery patterns for the 100 mm x 100 mm embroidery area, including floral designs, seasonal patterns and holiday themes. An additional 126 patterns are supplied on CD.

The Innov-is 950 is also compatible with the wide variety of designs available in the Brother Embroidery Memory Card Library.



Innov-*is* 950

Features and Functions



Super Bright LED Light

A bright, but gentle on the eye light, makes it easier to work on dark fabrics.



Simple Threading

Makes winding bobbins quick and easy.



Automatic Needle Threading



Drop in Bobbin

Just drop in a full bobbin and you are ready to sew.



7 Point Feed

Extra teeth provide a smooth feeding action and superior stitch quality on any weight of fabric.



Presser Foot Levelling Button

Keeps the presser foot level for smooth, consistent stitching over changing fabric thicknesses, such as the start of a seam or crossing seams.

Wide range of built in embroidery designs and stitch patterns...

plus 126 extra embroidery patterns on a CD



Handy Central Controls

For ease of use, all operating buttons are on one convenient panel.

- Thread cutter
- Speed control
- Needle position up/down
- Start/Stop function
- Reverse sewing



USB Port

Just insert a USB memory stick and load your embroidery design directly to the machine.

Embroidery Card Slot

Built-in embroidery card slot to take advantage of the extensive Brother Embroidery Card Library.



Extension table

The convenient extension table enables you to sew larger projects more smoothly and is also a cover for the embroidery unit.






Large selection of stitches

Utility and decorative stitches...

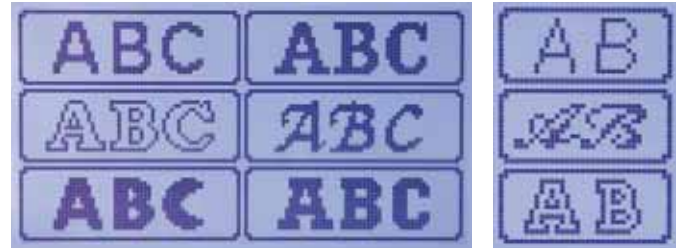
Choose from 129 built-in utility, decorative, satin and cross stitches, including 10 one step buttonhole styles, to make your sewing experience simple and fun.



Built-in monogramming fonts...

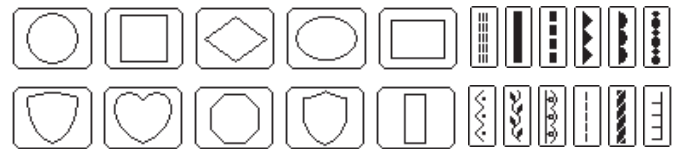
Built-in monogramming fonts make it easy for you to personalise all your sewing and embroidery projects.

- 6 embroidery fonts with adjustable size, angle and layout.
- 3 sewing fonts with character spacing adjustments using the touch screen.



Patterned frame shapes...

Create 120 different variations of border patterns using the 10 built-in shapes and 12 border stitches.



What's in the box...



Extensive accessories



Hard Cover



Embroidery Unit

Optional Accessories

For the full range of accessories available see www.brother.eu



Walking Foot

Ensures an even feed action when sewing multiple layers of fabric or when matching fabric pins.



Open toe quilting foot

The large opening on the front of the foot gives you wide visibility in the needle area. Use for free-motion, outline quilting, etc.

Contact:

brother[®]
at your side

BROTHER INDUSTRIES, LTD.
<http://www.brother.com>

NAGOYA, JAPAN